Husqvarna®

CR 65/2012

INFORMAZIONI GENERALI
Il presente catalogo serve per richiedere con esattezza le parti di ricambio
Nelle ordinazioni indicare:
1) il numero di codice dei particolari seguito dalla descrizione;
2) il colore per i pezzi verniciati o comunque colorati;
3) il numero di matricola del motociclo, stampigliato sul cannotto di sterzo.
Le indicazioni destra e sinistra si riferiscono ai lati del veicolo rispetto al senso di marcia.

GENERAL INFORMATION
The present spare parts list enables one to order exactly the right spare parts.
When ordering specify:
1) the part's code number followed by its description;
2) indicate colour for painted or couloured parts;
3) the motorcycle's serial number, stamped on the steering head.
References to right and left apply to the vehicle in terms of its direction of movement.

INFORMATIONS GENERALES
Ca catalogue permet de commander correctement les pièces de rechange.
Les commandes doivent être passées en indiquant:
1) le numéro de code des pièces détachées suivi de leur description;
2) le couleur des pièces peintes ou coulorés;
3) le matricule de la moto, estampillé sur la tige du guidon.
Droite et gauche sont les côtés du véhicule par rapport au sens de la marche.

ALLGEMEINE HINWEISE
Dieser Ersatzteilkatalog dient zur genauen Angabe der Teile bei Ersatzteilbestellungen.
Bei Ersatzbestellung ist folgendes anzugeben:
1) Die Bestellnummer der Ersatzteile mit der entsprechenden Beschreibung;
2) Farbe für lackierte und farbige Teile angeben;
3) Die Sseriennummer des Motorrads, die am Lenkrohr eingeprägt ist.
Die Angaben rechts und links beziehen sich auf das Fahrzeug in Fahrrichtung.

INFORMACIONES GENERALES
El presente catálogo sirve para pedir con exactitud las partes de recambio.
En los pedidos se debe indicar:
1) el número de código de la parte y a continuación la descripción;
2) el color para las piezas barnizadas o coloreadas;
3) el número de matrícula de la motocicleta, estampado en le tubo de dirección.
Las indicaciones derecha e izquierda se refieren a los lados del vehículo respecto del sentido de marcha.

NOTE - LIST - NOTES - NOTE - NOTAS:

A : In alternativa - In alternative - En alternative - Wahlweise
En alternativa
D : In dotazione - To issue - En necessaire - Ausrustungsteile
En dotaciòn
E : Ad esaurimento - To fell out - A' finìr - Erschöpfung
A agotamiento
F : Fornire assieme - Supply unitedly - Fournir ensemble
Wird zusammen geliefert - Equipar juntos
N : Non fornito - Not supplied - Ne pas fournit
Keine Gelieferende - No equiparado
R : A richiesta - Upon request - Sur demande - Auf anfrage
Bajo pedido
S : Di serie - Supplied - De sèrie - Standard - De serie
Z : n° denti, number of teeth, numéro dents, Zähne nummer
número dientes
(**&**), (**@**) , (**£**): Montati assieme- Assembled together

A : Austria, Austria, Autriche, Österreich, Austria
AUS : Australia, Australia, Australie, Australien, Australia
B : Belgio, Belgium, Belgique, Belgien, Bélgica
BR : Brasile, Brazil, Brasile, Brasilien, Brasil
CDN : Canada, Canada, Canada, Kanada, Canadá
CH : Svizzera, Switzerland, Suisse, Schweizer, Suiza
D : Germania, Germany, Allemagne, Deutschland, Alemania
E : Spagna, Spain, Espagne, Spanien, España
F : Francia, France, France, Frankreich, Francia
GB : Gran Bretagna, Great Britain, Grand Bretagne, Groos Britan, Gran Bretaña
I : Italia, Italy, Italie, Italien, Italia
J : Giappone, Japan, Japon, Japan, Japón
SF : Finlandia, Finald, Finlande, Finnland, Finlandia
USA : Stati Uniti d'America, United States of America, Etats Units d'Amerique, Vereinigte Staaten von Amerika
Estados Unidos

Dati indicativi soggetti a modifiche senza impegno di preavviso.
All data are subject to modification without prior notice.
Données indicatif sujet au modifications sans obligation de préavis.
Anderungen Vorbehalten.
Datos indicativos sujetos a modificaciones sin compromiso de preaviso.

N° DI MATRICOLA INIZIALE - INITIAL SERIAL NUMBER - MATRICULE INITIAL - BEGINNTESERIENNUMMER - MATRICULA INICIAL	
MODELLO - MODEL MODELE - MODELL MODELO	MATRICOLA - SERIAL NUMBER MATRICULE - SERIENNUMMER MATRICULA
CR 65	**ZKHCR6530CV000001**

INDICE - INDEX - INDEX - INHALTSVERZEICHNIS - INDICE

Husqvarna

Tavola Drawing Table Bild Tabla	Denominazione	Description	Designation	Bezelchnung	Denominacion	Pagina Page Page Seite Paja
1	ATTREZZI DI ASSISTENZA,MANUALI,	SERVICE TOOLS, MANUALS,	OUTILS D'ASSISTANCE, MANUELS,	HILFAUSRUSTUNG, HANDBUCH,	HERRAMIENTAS DE ASISTENCIA,	11
	CATALOGHI , KIT	CATALOGS, KIT	CATALOGUES, KIT	KATALOG, KIT	MANUALES, CATALOGOS, KIT	
2	TESTA, CILINDRO	CYLINDER HEAD, CYLINDER	CULASSE, CYLINDRE	YLINDERKOPF, ZYLINDER	CULATA, CILINDRO	13
3	MANOVELLISMO, PISTONE	CRANKSHAFT, PISTON	VILEBREQUIN, PISTON	KURBELWELLE, KOLBEN	CIGÜEÑAL, PISTON	15
4	RAFFREDDAMENTO	COOLING	REFROIDISSEMENT	WASSERKUHLUNG	ENFRIAMIENTO	17
5	BASAMENTO	CRANKCASE	CARTER	GEHAUSE	BANCADA	19
6	COPERCHI BASAMENTO	CRANKCASE COVERS	COUVERCLES CARTER	GEHAUSEDECKEL	TAPA BANCADA	21
7	FRIZIONE, TRASMISSIONE PRIMARIA	CLUTCH, PRIMARY DRIVE	EMBRAYAGE, TRANSMISS. PRIMARIE	KUPPLUNG, ERSTERANTRIEB	EMBRAGUE, TRANSM. PRIMARIA	23
8	CAMBIO	TRANSMISSION	BOITE DE VITESSE	WECHSELGETRIBE	CAMBIO	25
9	COMANDO CAMBIO	SHIFTER	COMMANDE DE VITESSE	GANGSCHALTUNG	MANDO CAMBIO	27
10	LEVA MESSA IN MOTO	LEVIER DU DÉMARRAGE	STARTER LEVER	KICKSTARTERHEBEL	PALANCA DE ARRANQUE	29
11	CARBURATORE,	CARBURETOR	CARBURATEUR	VERGASER	CARBURADOR	31
12	FILTRO ARIA	AIR FILTER	FILTRE AIRE	AIRFILTER	FILTRO DE AIRE	33
13	TELAIO, PEDANE	FRAME, FOOT RESTS	CADRE, REPOSE PIEDS	RAHMEN, FUSSBRETT	BASTIDOR, REPOSAPIES	35
14	SOSPENSIONE ANTERIORE	FRONT FORK ASSEMBLY	SUSPENSION AVANT	VORDERTELESKOPGABEL	SUSPENSION DELANTERA	37
15	FORCELLONE	SWING ARM	FOURCHE	GABEL	HORQUILLA	41
16	LEVERAGGI SOSPENSIONE POST.	REAR SUSPENSION LINKAGE	LEVIER SUSPENSION ARRIERE	HEBELWERK HINTERHAUFHANGUNG	PALANCA SUSPENSION TRASERA	43
16A	AMMORTIZZATORE POSTERIORE	REAR SUSPENSION	SUSPENSION ARRIÉRE	HINTERHAUFHANGUNG	SUSPENSION TRASERA	45
17	MANUBRIO E COMANDI	HANDLEBAR AND CONTROLS	GUIDON ET COMMANDES	LENKER UND STEUERORGANE	MANILLAR Y MANDOS	47
18	FRENO IDRAULICO POSTERIORE	REAR HYDRAULIC BRAKE	FREIN HYDRAULIQUE ARRIERE	HINTERBREMSE	FRENO HIDRAULICO TRASERO	49
19	PANNELLI LAT., PARAFANGHI, SELLA	SIDE PANELS, FENDERS, SEAT	PANNEAU, GARDE-BOUES , SIEGE	STREIFEN, KOTFLUGEL, SATTEL	PANELES, GUARDABARROS, SILLIN	51
20	SERBATOIO	GAS TANK	RESERVOIR	KRAFTSTOFFBEHALTER	DEPOSITO	55
21	SCARICO	EXHAUST SYSTEM	TUYAU D'ECHAPPEMENT	AUSPUFFROHR	TUBO DE ESCAPE	57
22	FRENO IDRAULICO ANTERIORE	FRONT HYDRAULIC BRAKE	FREIN HYDRAULIQUE AVANT	VORTERBREMSE	FRENO HIDRAULICO DELANTERO	59
23	RUOTA ANTERIORE	FRONT WHEEL	ROUE AV.	VORTERRAD	RUEDA DELANTERA	61
24	RUOTA POSTERIORE	REAR WHELL	ROUE ARRIERE	HINTERRAD	RUEDA TRASERA	63
25	GRUPPO CAVI, PARTI ELETTRICHE	MAIN WIRING HARNESS,	CABLES PRINCIPAL, PARTIES	KABEL, ELEKTRISCHE	GRUPO PRINCIPAL CABLES, PARTES	
		ELECTRICAL PARTS	ELECTRIQUES	KOMPONENTE	ELECTRICAS	65
26	DECALCOMANIE	TRANSFER SET	DECALCOMANIE	ABZIEHBILD	CALCOMANIA	67
-	INDICE NUMERICO PROGRESSIVO	NUMERICAL INDEX	INDEX NUMERIQUE	NUMMERNVERZEICHNIS	ÍNDICE NUMÉRICO PROGRESÍVO	68

Tavola - Drawing - Table - Bild - Tabla **1**

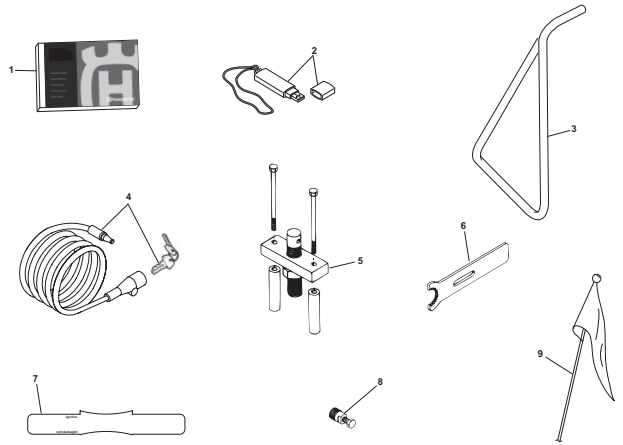

Pagina - Page - Page - Seite - Paja 10

Tavola - Drawing - Table - Bild - Tabla **2**

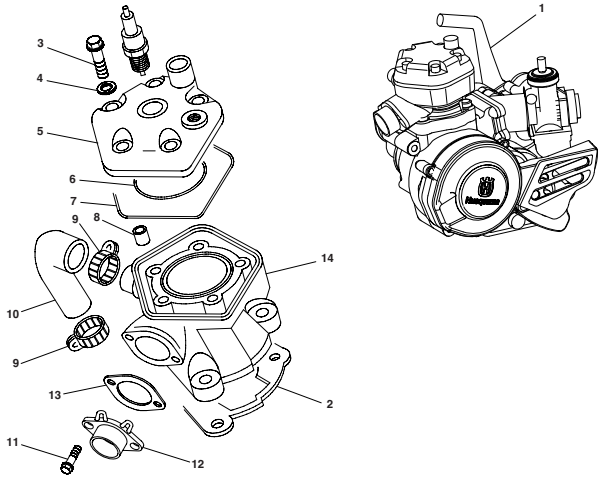

Pagina - Page - Page - Seite - Paja 12

Tavola - Drawing - Table - Bild - Tabla **3**

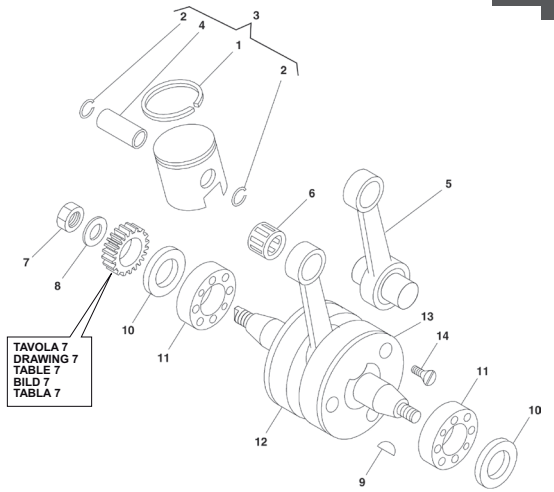

Pagina - Page - Page - Seite - Paja 14

Tavola - Drawing - Table - Bild - Tabla **4**

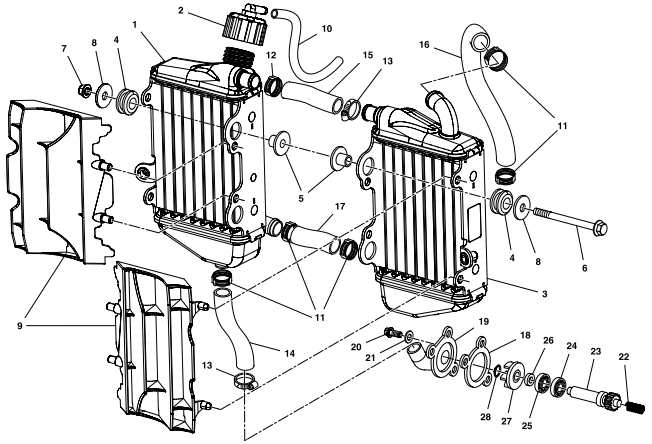

Pagina - Page - Page - Seite - Paja 16

Tavola - Drawing - Table - Bild - Tabla **5**

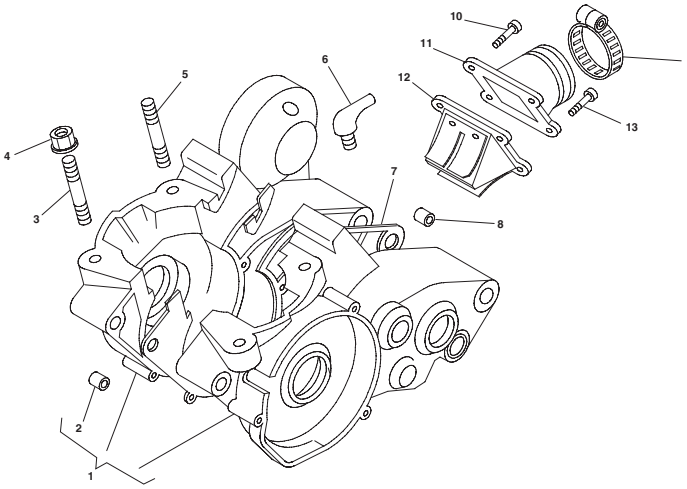

Pagina - Page - Page - Seite - Paja 18

Tavola - Drawing - Table - Bild - Tabla **6**

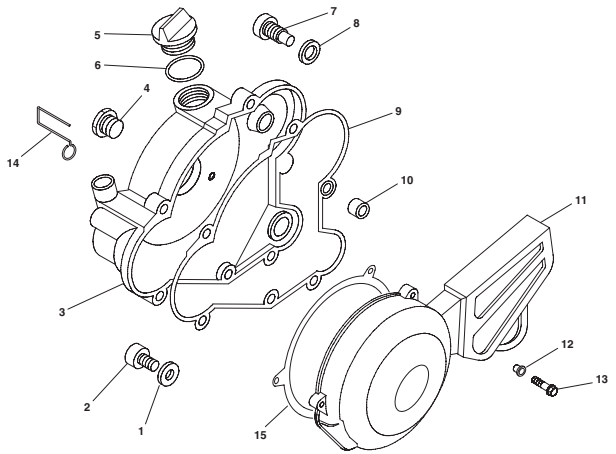

Pagina - Page - Page - Seite - Paja 20

Tavola - Drawing - Table - Bild - Tabla **7**

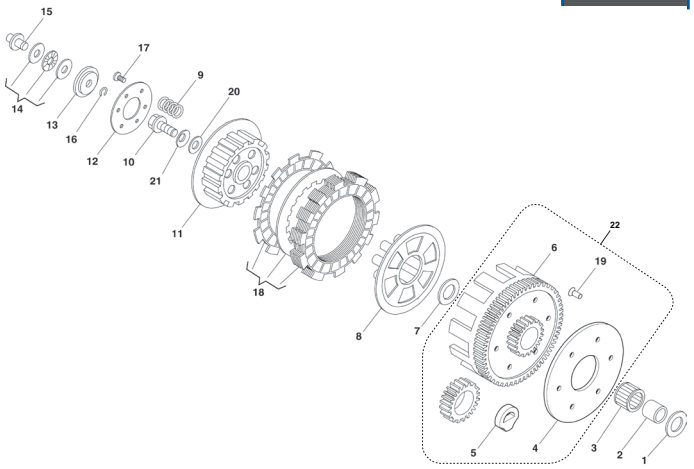

Pagina - Page - Page - Seite - Paja 22

Tavola - Drawing - Table - Bild - Tabla **8**

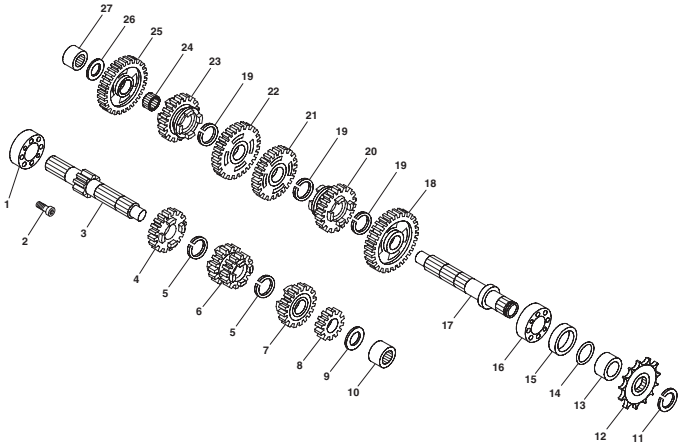

Pagina - Page - Page - Seite - Paja 24

Tavola - Drawing - Table - Bild - Tabla **9**

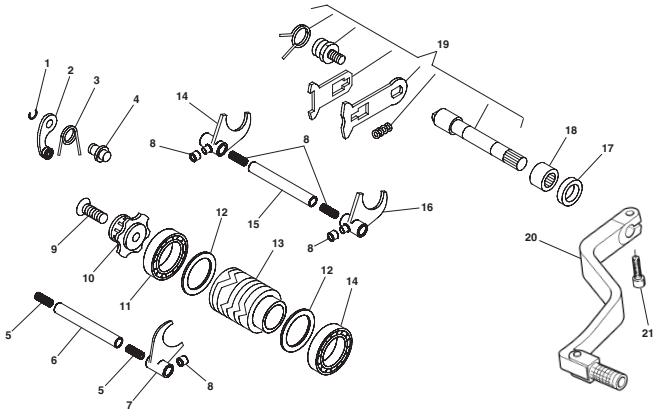

Pagina - Page - Page - Seite - Paja 26

Tavola - Drawing - Table - Bild - Tabla **10**

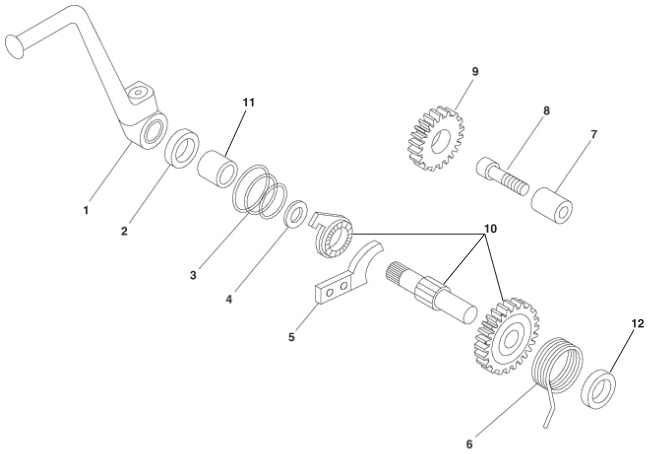

Pagina - Page - Page - Seite - Paja 28

Tavola - Drawing - Table - Bild - Tabla **11**

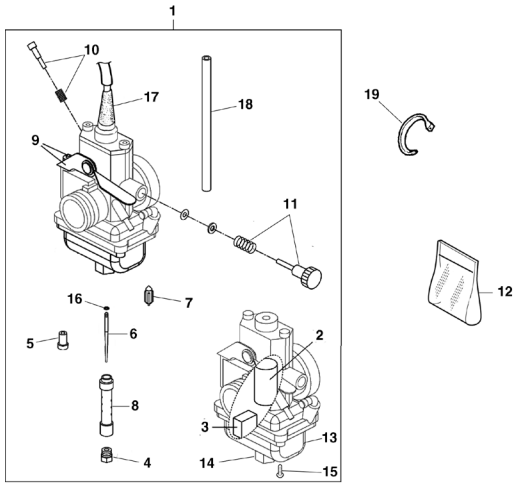

Pagina - Page - Page - Seite - Paja 30

Tavola - Drawing - Table - Bild - Tabla **12**

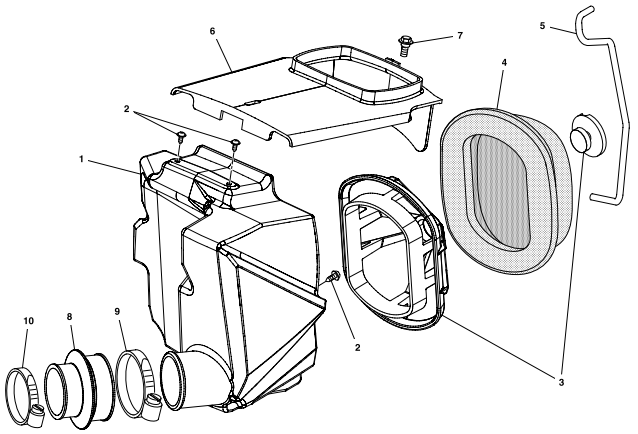

Pagina - Page - Page - Seite - Paja 32

Tavola - Drawing - Table - Bild - Tabla **13**

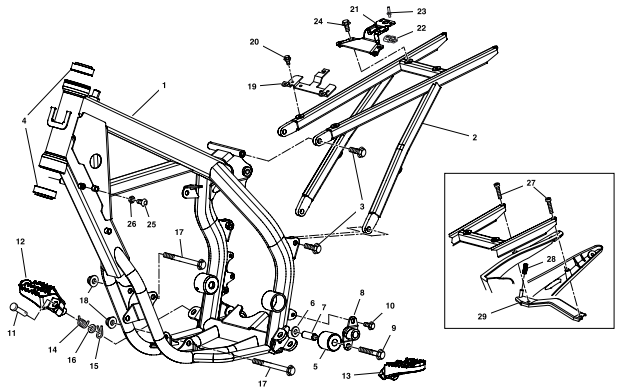

Pagina - Page - Page - Seite - Paja 34

Tavola - Drawing - Table - Bild - Tabla **14**

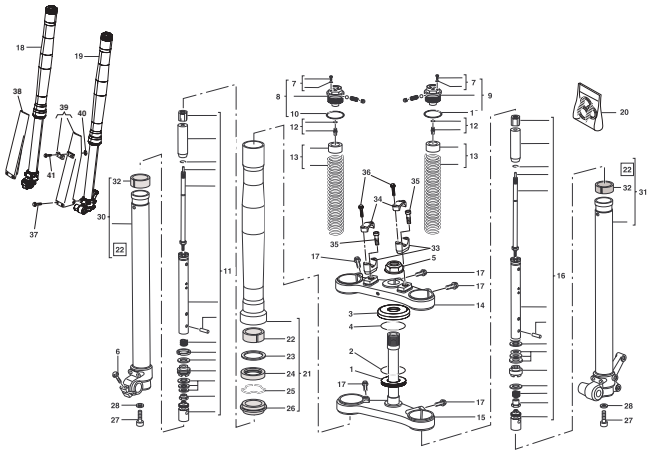

Pagina - Page - Page - Seite - Paja 36

Tavola - Drawing - Table - Bild - Tabla **15**

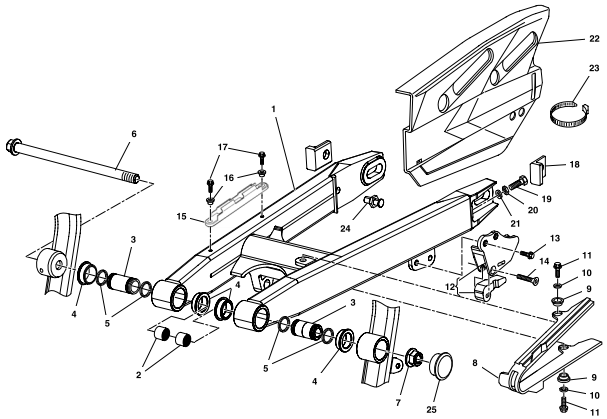

Pagina - Page - Page - Seite - Paja 40

Tavola - Drawing - Table - Bild - Tabla **16**

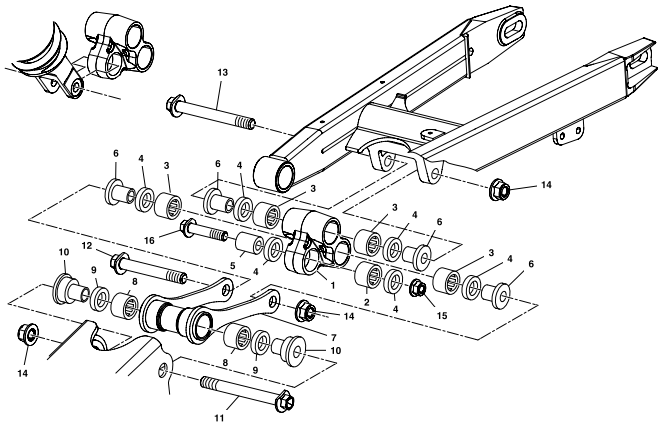

Pagina - Page - Page - Seite - Paja 42

Tavola - Drawing - Table - Bild - Tabla **16A**

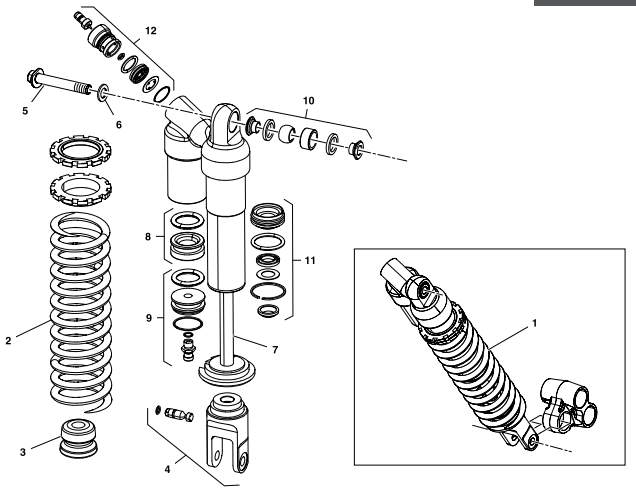

Pagina - Page - Page - Seite - Paja 44

Tavola - Drawing - Table - Bild - Tabla **17**

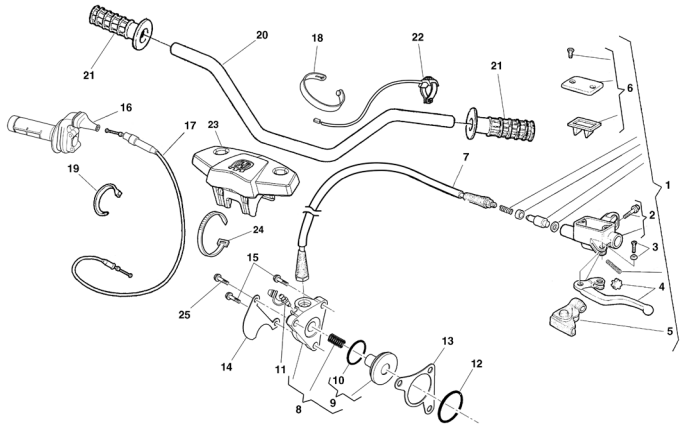

Pagina - Page - Page - Seite - Paja 46

Tavola - Drawing - Table - Bild - Tabla **18**

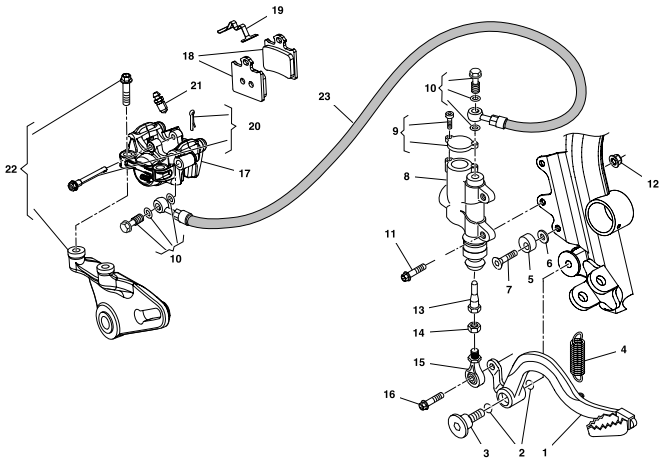

Pagina - Page - Page - Seite - Paja 48

Tavola - Drawing - Table - Bild - Tabla **19**

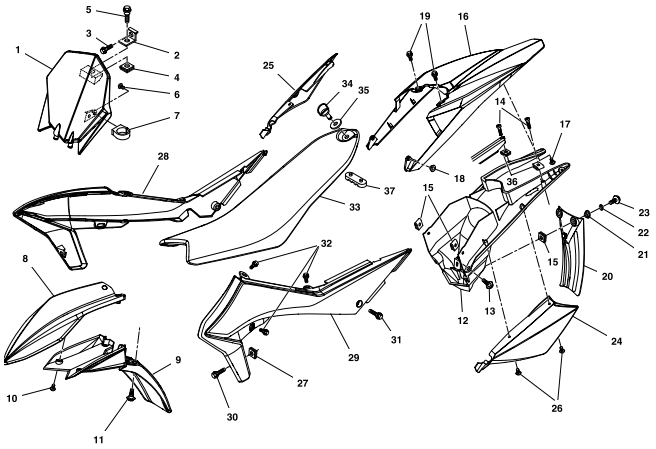

Pagina - Page - Page - Seite - Paja 50

Tavola - Drawing - Table - Bild - Tabla **20**

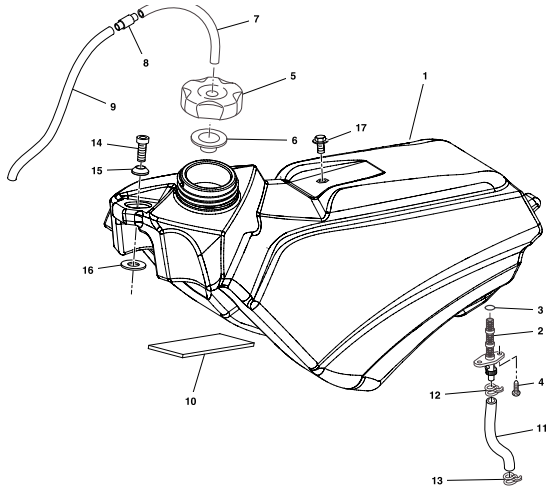

Pagina - Page - Page - Seite - Paja 54

Tavola - Drawing - Table - Bild - Tabla **21**

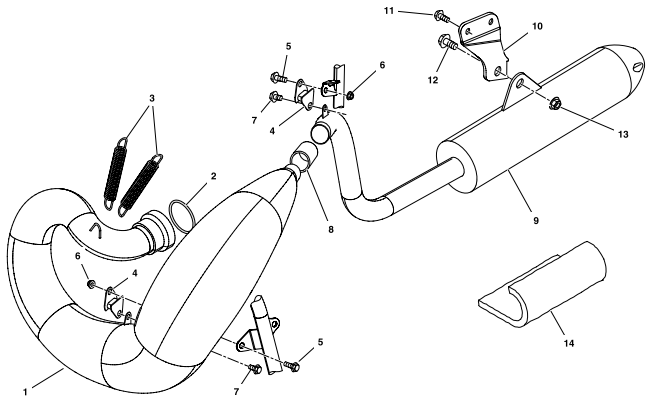

Pagina - Page - Page - Seite - Paja 56

Tavola - Drawing - Table - Bild - Tabla **22**

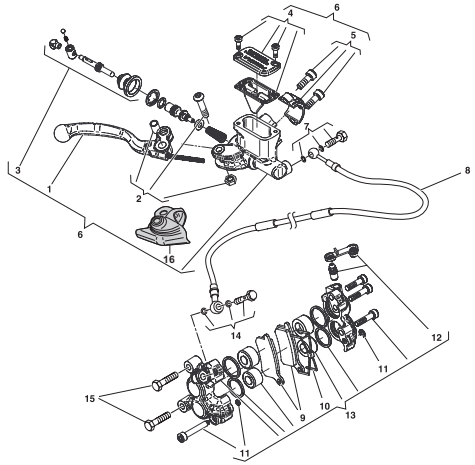

Pagina - Page - Page - Seite - Paja 58

Tavola - Drawing - Table - Bild - Tabla **23**

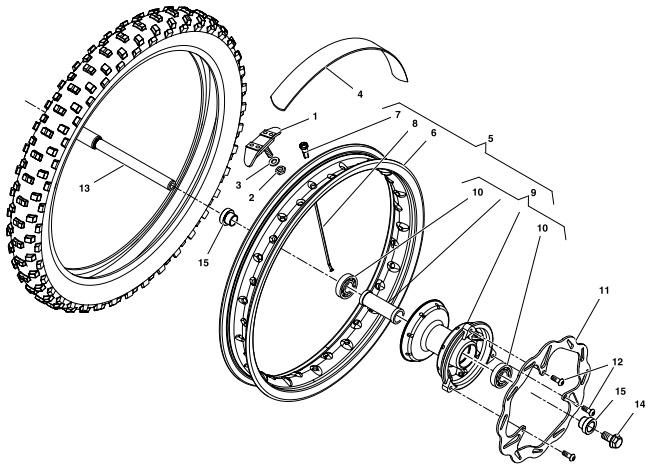

Pagina - Page - Page - Seite - Paja 60

Tavola - Drawing - Table - Bild - Tabla **24**

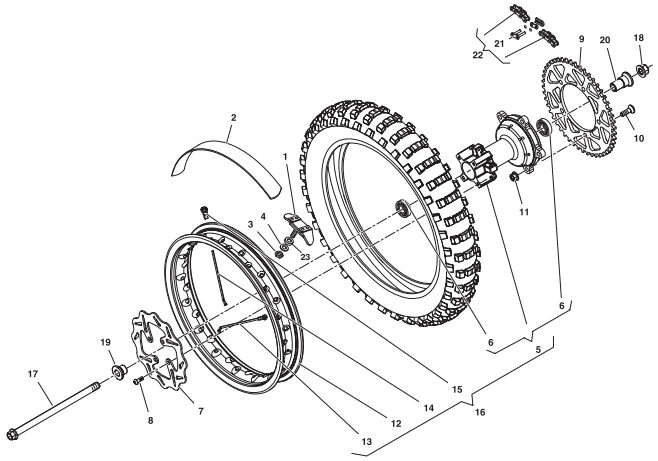

Pagina - Page - Page - Seite - Paja **62**

Tavola - Drawing - Table - Bild - Tabla **25**

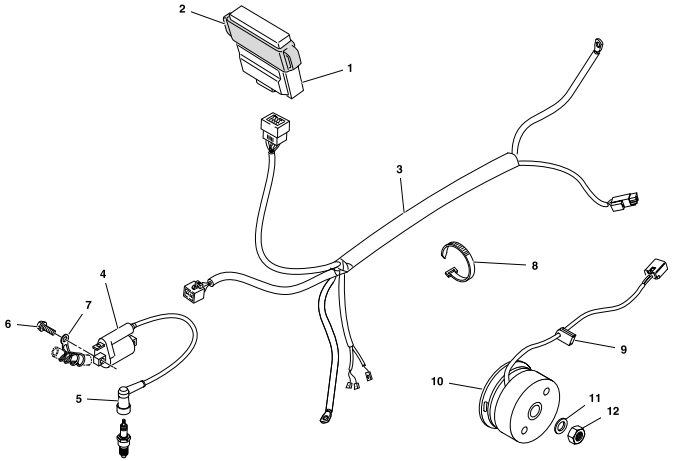

Pagina - Page - Page - Seite - Paja **64**

Tavola - Drawing - Table - Bild - Tabla **26**

Pagina - Page - Page - Seite - Paja **66**

Tavola - Drawing - Table - Bild - Tabla

Pagina - Page - Page - Seite - Paja

Tavola - Drawing - Table - Bild - Tabla

Pagina - Page - Page - Seite - Paja

Tavola - Drawing - Table - Bild - Tabla

Pagina - Page - Page - Seite - Paja

PAGINA INTENZIONALMENTE BIANCA
INTENTIONALLY WHITE PAGE

TAVOLA - DRAWING
TABLE - BILD - TABLA

1

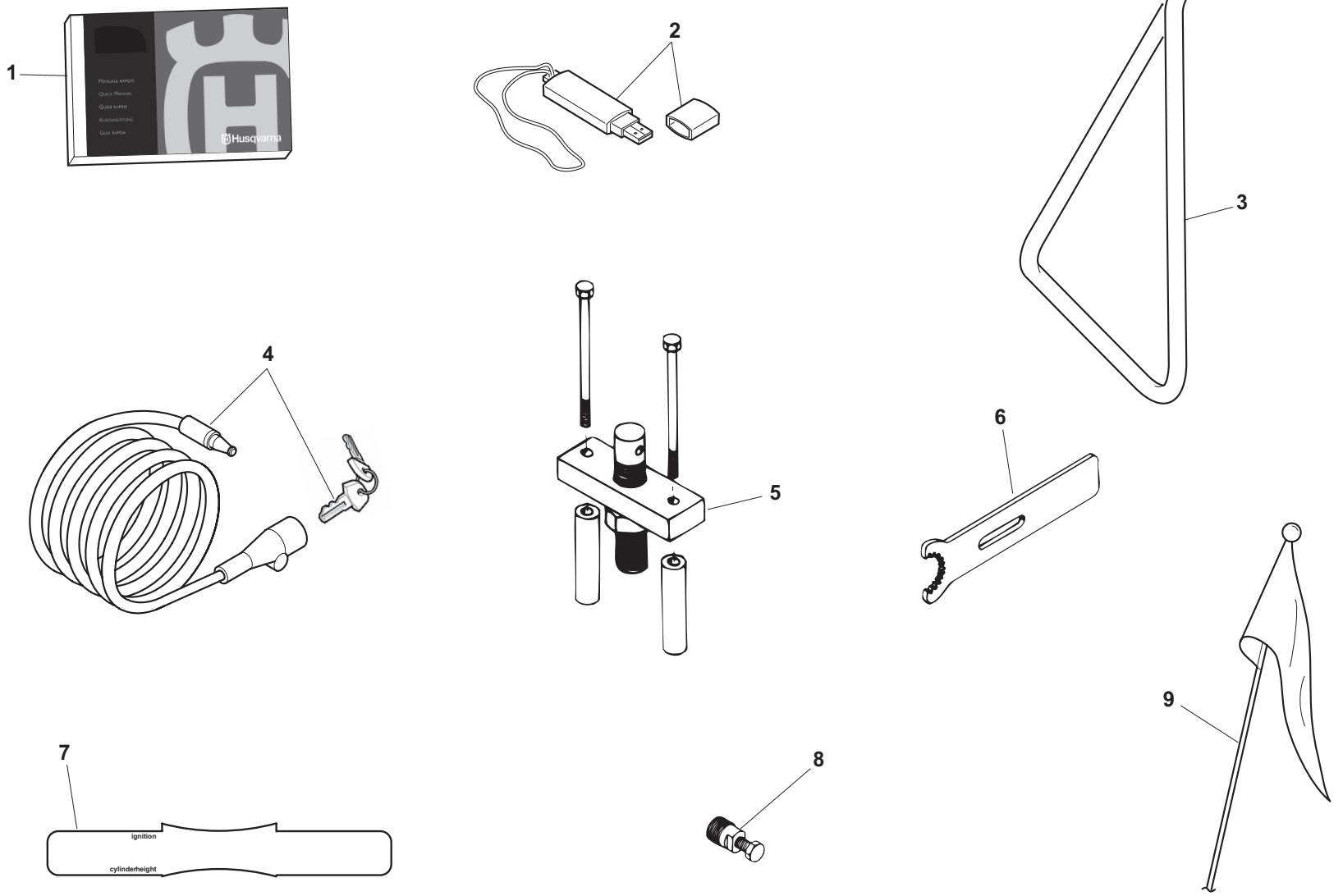

TAVOLA - DRAWING
TABLE - BILD - TABLA **1**

ATTREZZI DI ASSISTENZA,MANUALI E CATALOGHI - SERVICE TOOLS, MANUALS AND CATALOGS
OUTILS D'ASSISTANCE, MANUELS ET CATALOGUES - HILFAUSRUSTUNG, HANDBUCH UND KATALOG
HERRAMIENTAS DE ASISTENCIA, MANUALES Y CATALOGOS

Husqvarna

Note Notes Notes Marke Notas	Pos. No. N. Index Pos.	N. Cod. Code No. Nr. Code Code Nr N. Cod.	Q.tà Q.ty Q.te M.ge C.ad	DENOMINAZIONE	NAME	DESIGNATION	BESHREIBUNG	DENOMINACION
	1	8000 H4859	1	Quick manual CR 65	Quick manual CR 65	Guide rapide CR 65	Kurzanleitung CR 65	Guía rápida CR 65
	2	8000 H4860	1	Chiavetta USB CR65	USB key CR65	Mémoire USB CR65	USB Speicker-stick CR65	Memoria USB CR65
	3	8000 H2730	1	Gamba laterale	Side stand	Bequille lat.	Seitenständer	Horquilla lateral
	4	8000 H6888	1	Catena di sicurezza	Safety chain	Chaîne de sécurité	Sicherheitskette	Cadena de seguridad
	5	8000 H7677	1	Attrezzo montaggio/smontaggio albero motore	Driving shaft tool for assy/remov.	Outil montage/demont. arbre moteur	Werkzeuge f. Montage Motorwelle	Herramienta montaje/desm. eje motor
	6	8000 H7678	1	Attrezzo bloccaggio ingranaggio albero motore	Tool to hold crankshaft gear	Outil d'immobilisation de l'engrenage du vilebrequin	Werkzeug für Kurbelwellen Zahnradblockierung	Herramienta para bloqueo engranaje cigüeñal
	7	8000 H7679	1	Attrezzo registro anticipo accensione	Tool for adjusting ignition advance	Outil de réglage de l'avance à l'allumage	Werkzeug für Verstellungskontroll	Herramienta para regulación avance al encendido
	8	8000 46613	1	Estrattore volano	Flywheel extractor	Extracteur pour volant	Auszieher für Schwungrad	Extractor volante
	9	8000 H6887	1	Bandierina di sicurezza	Safety flag	Drapeau de securité	Sicherheit-Flagge	Bandera de seguridad

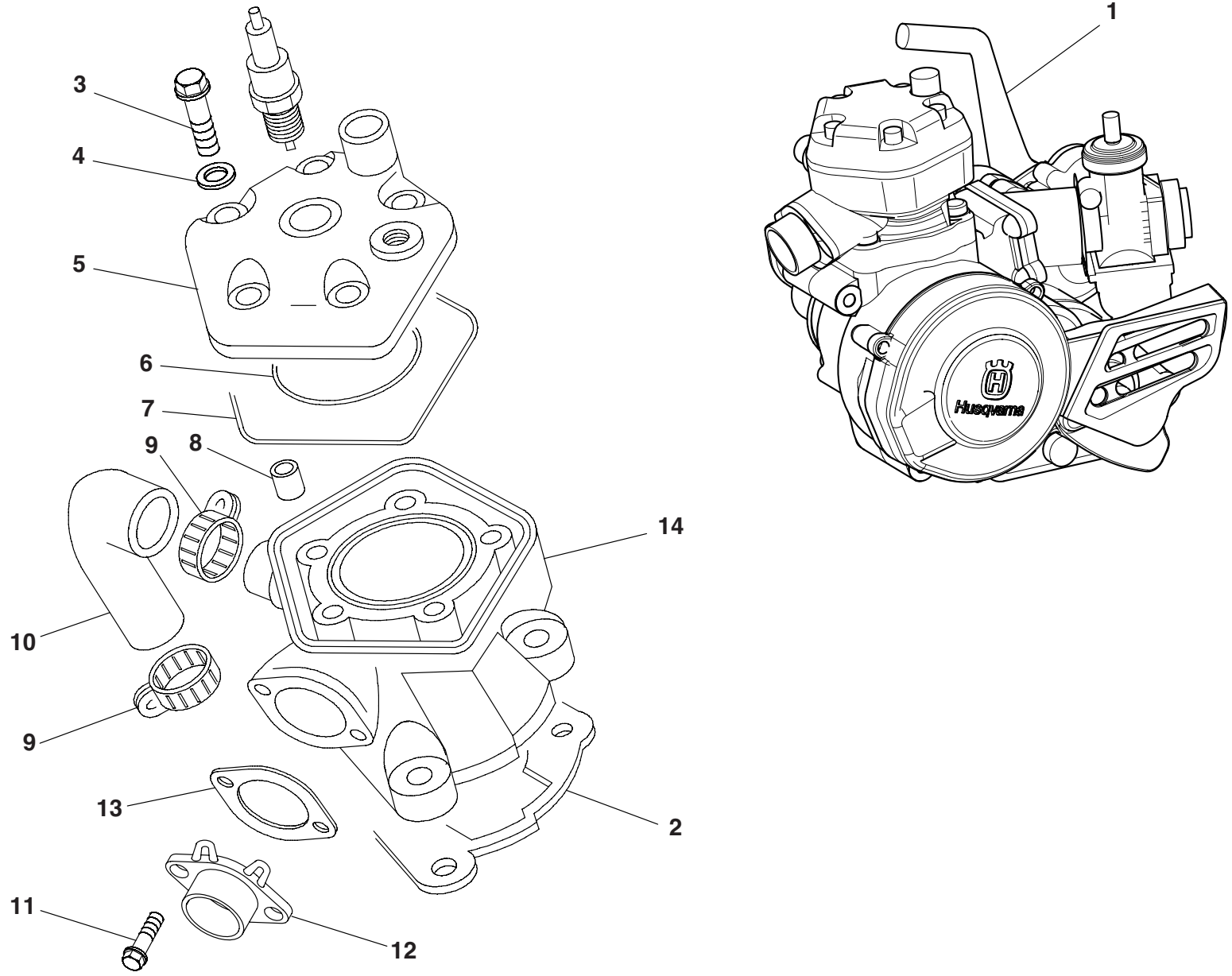
1
3
4
5
6
7
9
8
14
10
9
13
2
11
12

TAVOLA - DRAWING
TABLE - BILD - TABLA **2**

TESTA, CILINDRO - CYLINDER HEAD, CYLINDER
CULASSE, CYLINDRE - ZYLINDERKOPF, ZYLINDER
CULATA, CILINDRO

Husqvarna

Note Notes Notes Marke Notas	Pos. No. N. Index Pos.	N. Cod. Code No. Nr. Code Code Nr N. Cod.	Q.tà Q.ty Q.te M.ge C.ad	DENOMINAZIONE	NAME	DESIGNATION	BESHREIBUNG	DENOMINACION
	1	8000 H4963	1	Motore completo	Engine assy	Moteur complet	Motor kompl.	Motor compl.
	2	8000 H4534	1	Guarnizione cilindro carter sp. 0,4	Cylinder-crankcase gasket th. 0.4	Garniture cylindre carter ép. 0.4	Zylinder/Gehäusedichtung Stärke 0,4	Junta cilindro carter esp. 0,4
	3	8000 H7147	5	Vite speciale M7x38	Special screw M7x38	Vis spéciale M7x38	Spezialschraube M7x38	Tornillo especial M7x38
	4	8000 H4526	5	Rondella in rame 7x12x0.5	Copper washer 7x12x0.5	Rondelle en cuivre 7x12x0.5	Kupfer U.Scheibe 7x12x0.5	Arandela de cobre 7x12x0.5
	5	8000 H7148	1	Testa	Cylinder head	Culasse	Kopf	Culata
	6	8000 H4528	1	Anello OR 51,5x1,78xVYTON	O-Ring 51,5x1,78xVYTON	Bague OR 51,5x1,78xVYTON	O-Ring 51,5x1,78xVYTON	Anillo OR 51,5x1,78xVYTON
	7	8000 H4529	1	Anello OR 94,97x98,53x1,78	O-Ring 94,97x98,53x1,78	Bague OR 94,97x98,53x1,78	O-Ring 94,97x98,53x1,78	Anillo OR 94,97x98,53x1,78
	8	8000 H4593	2	Grano 9X10	Dowel 9X10	Goujon 9X10	Stift 9X10	Clavija 9X10
	9	8000 H7149	2	Fascetta 14/24	Clamp 14/24	Collier 14/24	Schelle 14/24	Banda 14/24
	10	8000 H7150	1	Tubo testa-pompa	Head-pump pipe	Tuyau culasse-pompe	Schlauch Zylinderkopf-Wasserpumpe	Tubo culata-bomba
	11	8000 H4624	2	Bullone	Bolt	Boulon	Bolzen	Tornillo
	12	8000 H7151	1	Raccordo di scarico	Exhaust coupling	Raccord d'échappement	Abflußanschluß	Racor de descarga
	13	8000 H7152	1	Guarnizione scarico	Gasket	Garniture	Dichtung	Juntas escapa
	14	8000 H7155/1	1	Pistone A-B	A-B Piston	Piston A-B	Kolben A-B	Pistón A-B
	14	8000 H7155/2	1	Pistone C-D	C-D Piston	Piston C-D	Kolben C-D	Pistón C-D
	14	8000 H7155/3	1	Pistone E-F	E-F Piston	Piston E-F	Kolben E-F	Pistón E-F
	15	8000 H7179	1	Serie guarnizioni	Rubber and gasket set	Jeu joints et caouchoucs	Gummi-und Dichtungssatz	Serie juntas

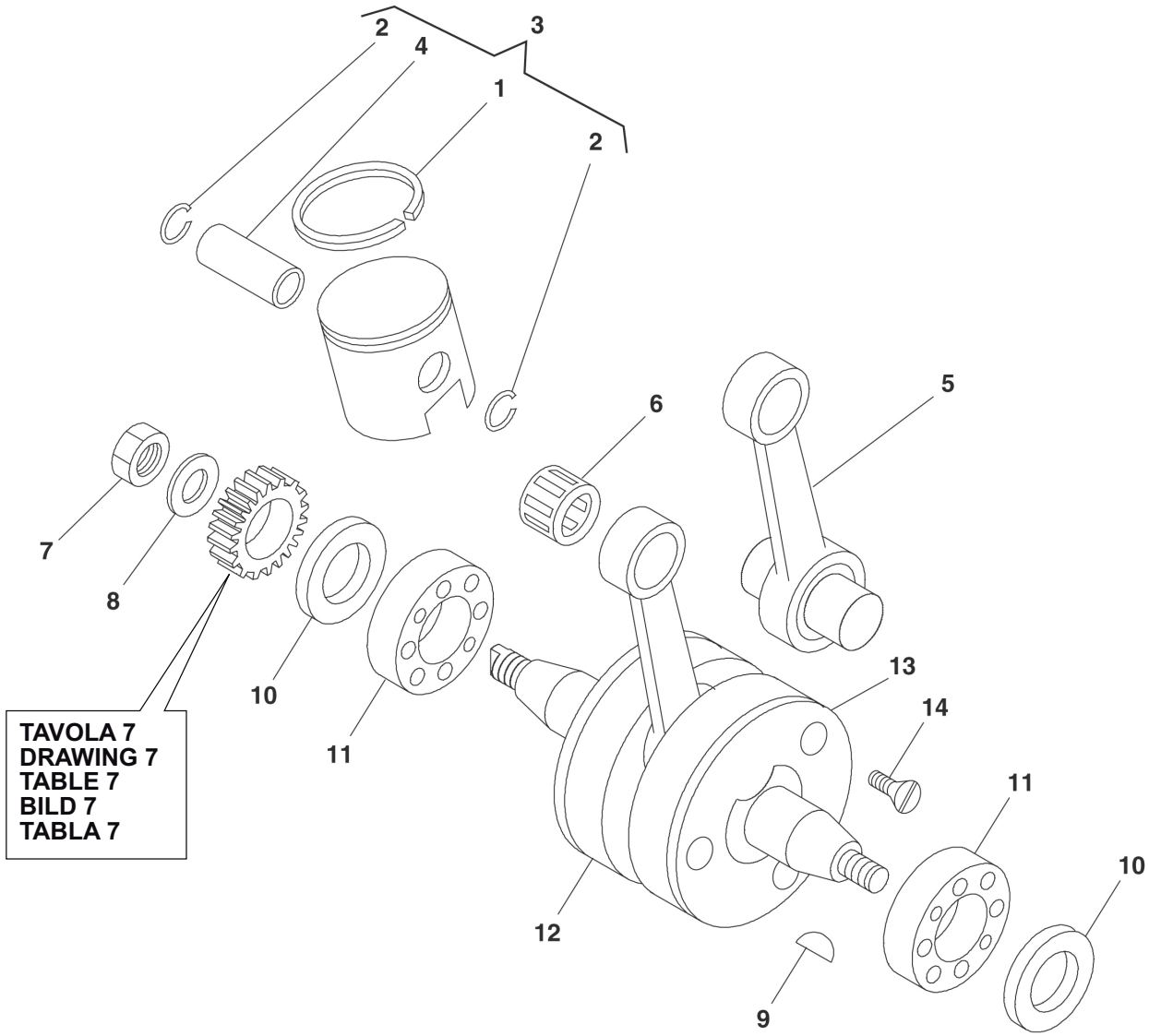
2
4
3
1
2
6
5
7
8
10
11
13
14
11
10
12
9
TAVOLA 7
DRAWING 7
TABLE 7
BILD 7
TABLA 7

TAVOLA - DRAWING
TABLE - BILD - TABLA **3**

MANOVELLISMO, PISTONE - CRANKSHAFT, PISTON
VILEBREQUIN, PISTON - KURBELWELLE, KOLBEN
CIGÜEÑAL, PISTON

Husqvarna

Note Notes Notes Marke Notas	Pos. No. N. Index Pos.	N. Cod. Code No. Nr. Code Code Nr N. Cod.	Q.tà Q.ty Q.te M.ge C.ad	DENOMINAZIONE	NAME	DESIGNATION	BESHREIBUNG	DENOMINACION
	1	8000 H7154	1	Segmento	Circlip	Segment	Kolbenring	Segmento
	2	8000 H4538	2	Anello ferma spinotto	Piston pin lock ring	Bague de serrage goujon	Bolzenfeststellring	Anillo sujeta pasador
	3	8000 H7153/1	1	Cilindro A-B	A-B Cylinder	Cylindre A-B	Zylinder A-B	Cilindro A-B
	3	8000 H7153/2	1	Cilindro C-D	C-D Cylinder	Cylindre C-D	Zylinder C-D	Cilindro C-D
	3	8000 H7153/3	1	Cilindro E-F	E-F Cylinder	Cylindre E-F	Zylinder E-F	Cilindro E-F
	4	8000 H7156	1	Spinotto 12X38	Gudgeon 12X38	Axe 12X38	Bolzen 12X38	Perno 12X38
	5	8000 H7157	1	Biella completa	Connecting rod compl.	Bielle compl.	Pleuelstange kpl.	Biela motor completa
	6	8000 H7158	1	Gabbia spinotto 12x15x17,5	Piston pin cage 12x15x17,5	Cage axe de piston 12x15x17,5	Bolzenkäfig 12x15x17,5	Jaula pasador 12x15x17,5
	7	8000 H7160	1	Dado speciale 14x1,25x5 CH22	Nut 14x1,25x5 CH22	Ecrou 14x1,25x5 CH22	Mutter 14x1,25x5 CH22	Tuerca 14x1,25x5 CH22
	8	8000 H7161	1	Rondella spessore 14x20x1	Shim 14x20x1	Rondelle entretoise 14x20x1	Ausgleichscheibe 14x20x1	Arandela suplemento 14x20x1
	9	8000 H7168	1	Chiavetta 3X5	Woodruff key 3X5	Clé woodruff 3X5	Federkeil 3X5	Lengüeta 3X5
	10	8000 H7163	2	Anello paraolio 20x35X6	Oil seal 20x35X6	Joint d'étanchéité 20x35X6	Ölschutzring 20x35X6	Retén de aceite 20x35X6
	11	8000 H7164	2	Cuscinetto 20x52x15	Bearing 20x52x15	Roulement 20x52x15	Kugellager 20x52x15	Cojinete 20x52x15
	12	8000 H7165	1	Albero motore	Crankshaft	Vilebrequin	Kurbelwelle	Cigüeñal
	13	8000 H7166	2	Rosetta nylon	Nylon washer	Rosette en nylon	Nylon-Unterlegscheibe	Arandela nylon
	14	8000 H7167	2	Vite 5X12	Screw 5X12	Vis 5X12	Schraube 5X12	Tornillo 5X12

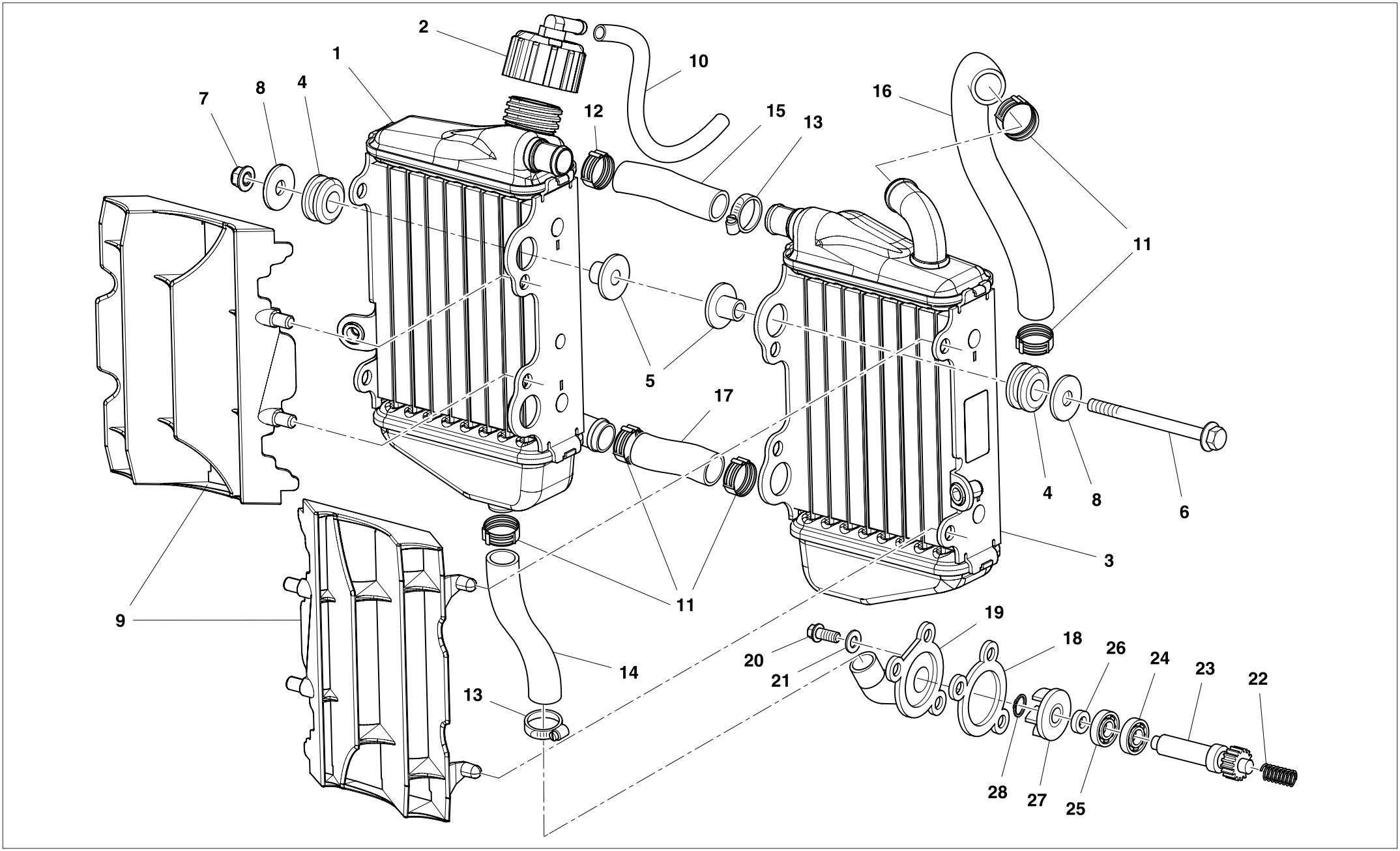
2
1
10
7
8
4
12
15
13
16
11
5
17
4
8
6
3
9
11
19
20
18
26
24
23
22
21
14
13
28
27
25

TAVOLA - DRAWING
TABLE - BILD - TABLA **4**

RAFFREDDAMENTO - COOLING SYSTEM
REFROIDISSEMENT - WASSERKUHLUNG
ENFRIAMIENTO

Husqvarna

Note Notes Notes Marke Notas	Pos. No. N. Index Pos.	N. Cod. Code No. Nr. Code Code Nr N. Cod.	Q.tà Q.ty Q.te M.ge C.ad	DENOMINAZIONE	NAME	DESIGNATION	BESHREIBUNG	DENOMINACION
	1	8000 H4952	1	Radiatore destro	Right radiator	Radiateur droit	Rechter Kühler	Radiador derecho
	2	8000 H7284	1	Tappo radiatore	Plug	Bouchon	Verschluss	Tapón
	3	8000 H4953	1	Radiatore sinistro	Left radiator	Radiateur gauche	Linker Kühler	Radiador izquierdo
	4	8000 59803	4	Gommino	Rubber pad	Pièce caoutchouc	Gummistück	Junta de goma
	5	8000 59802	4	Bussola	Bushing	Douille	Buchse	Manguito
	6	ZU00 67545	2	Vite TEF M6X1-CH8-L90	Screw TEF M6X1-CH8-L90	Vis TEF M6X1-CH8-L90	Schraube TEF M6X1-CH8-L90	Tornillo TEF M6X1-CH8-L90
	7	Z000 44240	2	Dado	Nut	Ecrou	Mutter	Tuerca
	8	Z000 59801	4	Rosetta	Washer	Rondelle	Scheibe	Arandela
	9	8000 H4958	2	Griglia radiatore	Grille	Grille	Gitter	Parilla
	10	8000 H4504	1	Tubo sfiato radiatore	Radiator breather pipe	Tuyau vidange radiateur	Kühlerentlüftungsrohr	Tubo ventilación radiador
	11	8B00 H6505	5	Fascetta COBRA (Gialla)	COBRA clamp (Yellow)	Collier COBRA (Jaune)	COBRA-Schelle (Gelb)	Abrazadera COBRA (Amarillo)
	12	8A00 H6505	1	Fascetta COBRA (Verde)	COBRA clamp (Green)	Collier COBRA (Vert)	COBRA-Schelle (Grün)	Abrazadera COBRA (Verde)
	13	8A00 99475	2	Fascetta	Clamp	Collier	Schelle	Banda
	14	8000 H4954	1	Tubo mandata acqua	Water delivery pipe	Tuyau de refoulement eau	Wasserzufuhrleitung	Tubo alimentación agua
	15	8000 H4955	1	Tubo collegamento radiatori	Connecting pipe	Tuyau de branchement	Verbindungsleitung	Tubo de conexión
	16	8000 H4956	1	Tubo ritorno acqua	Water return pipe	Tuyau retour eau	Wasserrückleitung	Tubo retorno agua
	17	8000 H4957	1	Tubazione (L=115MM)	Pipe (L=115MM)	Tuyau (L=115MM)	Rohr (L=115MM)	Tubo (L=115MM)
	18	8000 H4589	1	Guarnizione coperchio	Gasket	Garniture	Dichtung	Junta tapa
	19	8000 H4590	1	Coperchio pompa	Pump cover	Couvercle pompe	Pumpendeckel	Tapa bomba
	20	8000 H4592	1	Bullone	Bolt	Boulon	Bolzen	Tornillo
	21	8000 H4591	1	Rondella in rame 6X10	Copper washer 6X10	Rondelle en cuivre 6X10	Kupfer U.Scheibe 6X10	Arandela de cobre 6X10
	22	8000 H4583	1	Molla	Spring	Ressort	Feder	Resorte
	23	8000 H4584	1	Albero com. pompa acqua	Water pump shaft	Arbre pompe eau	Wasserpumpenwelle	Eje comp. bomba agua
	24	8000 H7159	1	Cuscinetto 10x19x5	Bearing 10x19x5	Roulement 10x19x5	Kugellager 10x19x5	Cojinete 10x19x5
	25	8000 H4585	1	Cuscinetto 10x19x5	Bearing 10x19x5	Roulement 10x19x5	Kugellager 10x19x5	Cojinete 10x19x5
	26	8000 H4586	1	Anello paraolio 10x18X4	Oil seal 10x18X4	Joint d'étanchéité 10x18X4	Ölschutzring 10x18X4	Retén de aceite 10x18X4
	27	8000 H4587	1	Girante pompa acqua	Water pump fan	Couronne pompe eau	Läuferrad der Wasserpumpe	Rotor bomba agua
	28	8000 H4588	1	Seeger 9E	Circlip 9E	Circlip 9E	Seeger 9E	Seeger 9E

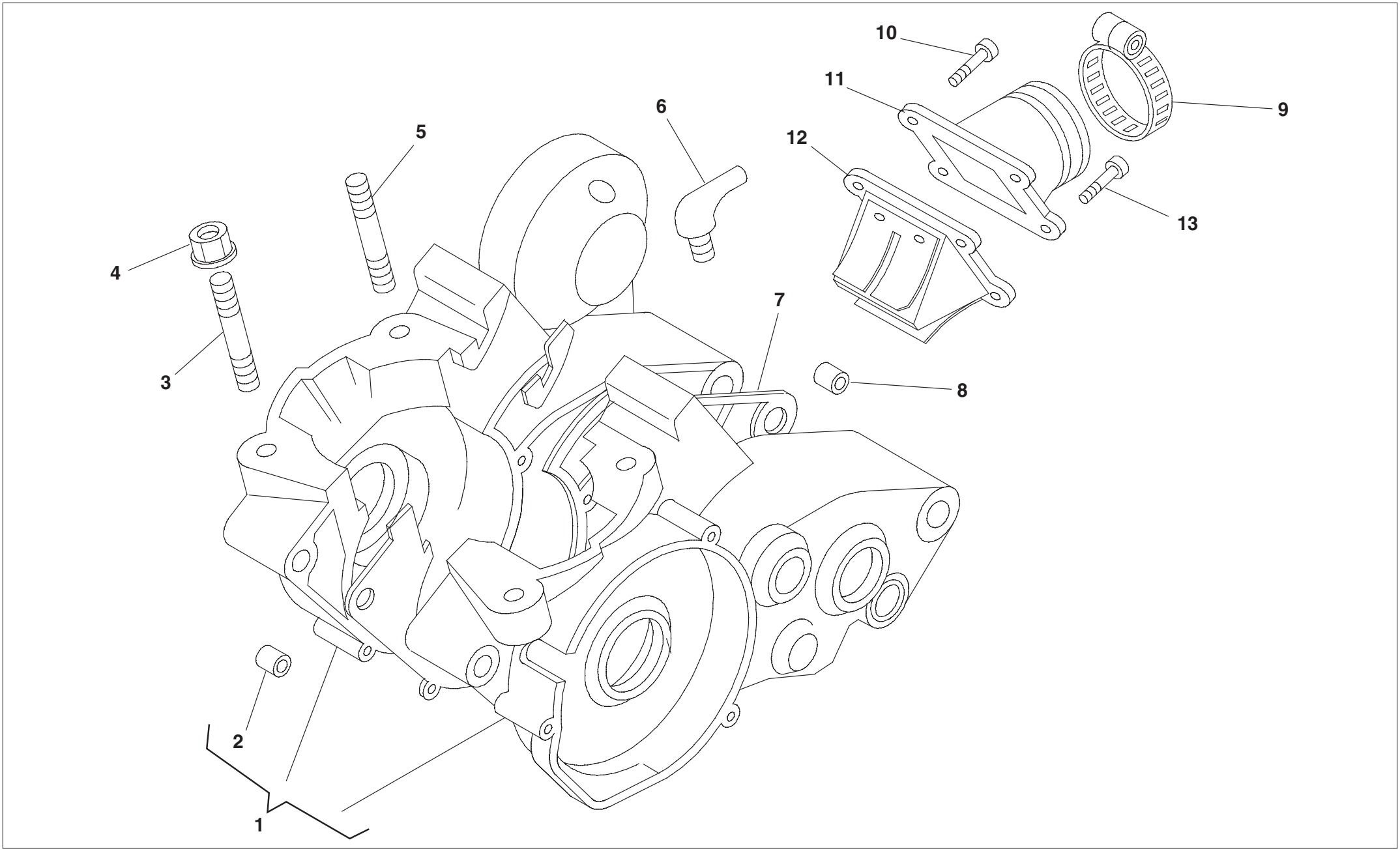
10
11
9
6
12
5
13
4
7
8
3
2
1

TAVOLA - DRAWING
TABLE - BILD - TABLA **5**

BASAMENTO - CRANKCASE - CARTER - GEHAUSE - BANCADA

Husqvarna

Note Notes Notes Marke Notas	Pos. No. N. Index Pos.	N. Cod. Code No. Nr. Code Code Nr N. Cod.	Q.tà Q.ty Q.te M.ge C.ad	DENOMINAZIONE	NAME	DESIGNATION	BESHREIBUNG	DENOMINACION
	1	8000 H7181	1	Carter completo	Crankcase assy	Carter comp.	Kurbelwellengehäuse komp.	Cárter comp.
	2	8000 H7237	1	Grano di riferimento 12	Dowel 12	Repère 12	Passtift 12	Centraje 12
	3	8000 H4580	3	Prigioniero 8x41	Stud bolt 8x41	Goujon 8x41	Stiftschraube 8x41	Espárrago 8x41
	4	8000 H4579	4	Dado M8	Nut M8	Ecrou M8	Mutter M8	Tuerca M8
	5	8000 H7240	1	Prigioniero 8x44	Stud bolt 8x44	Goujon 8x44	Stiftschraube 8x44	Espárrago 8x44
	6	8000 H7189	1	Raccordo per sfiato	Breather pipe	Raccord pour vidange	Entlüftungsrohranschluß	Racor para ventilación
	7	8000 H7241	1	Guarnizione carter	Crankcase gasket	Joint carter	Dichtung Kurbelwellengehäuse	Junta cárter
	8	8000 H7242	1	Grano di riferimento 17	Dowel 17	Repère 17	Passtift 17	Centraje 17
	9	8000 H7220	1	Fascetta 33x53	Clamp 33x53	Collier 33x53	Schlauchbinder	Brida 33/53
	10	8000 H7221	3	Vite	Screw	Vis	Schraube	Tornillo
	11	8000 H7222	1	Raccordo carburatore	Carburettor union	Raccord carburateur	Vergaseranschluß	Empalme carburador
	12	8000 H7223	1	Valvola aspirazione	Inlet valve	Soupape admission	Einlass-Ventil	Válvula aspiración
	13	8000 H7224	1	Vite M6x20	Screw M6x20	Vis M6x20	Schraube M6x20	Tornillo M6x20

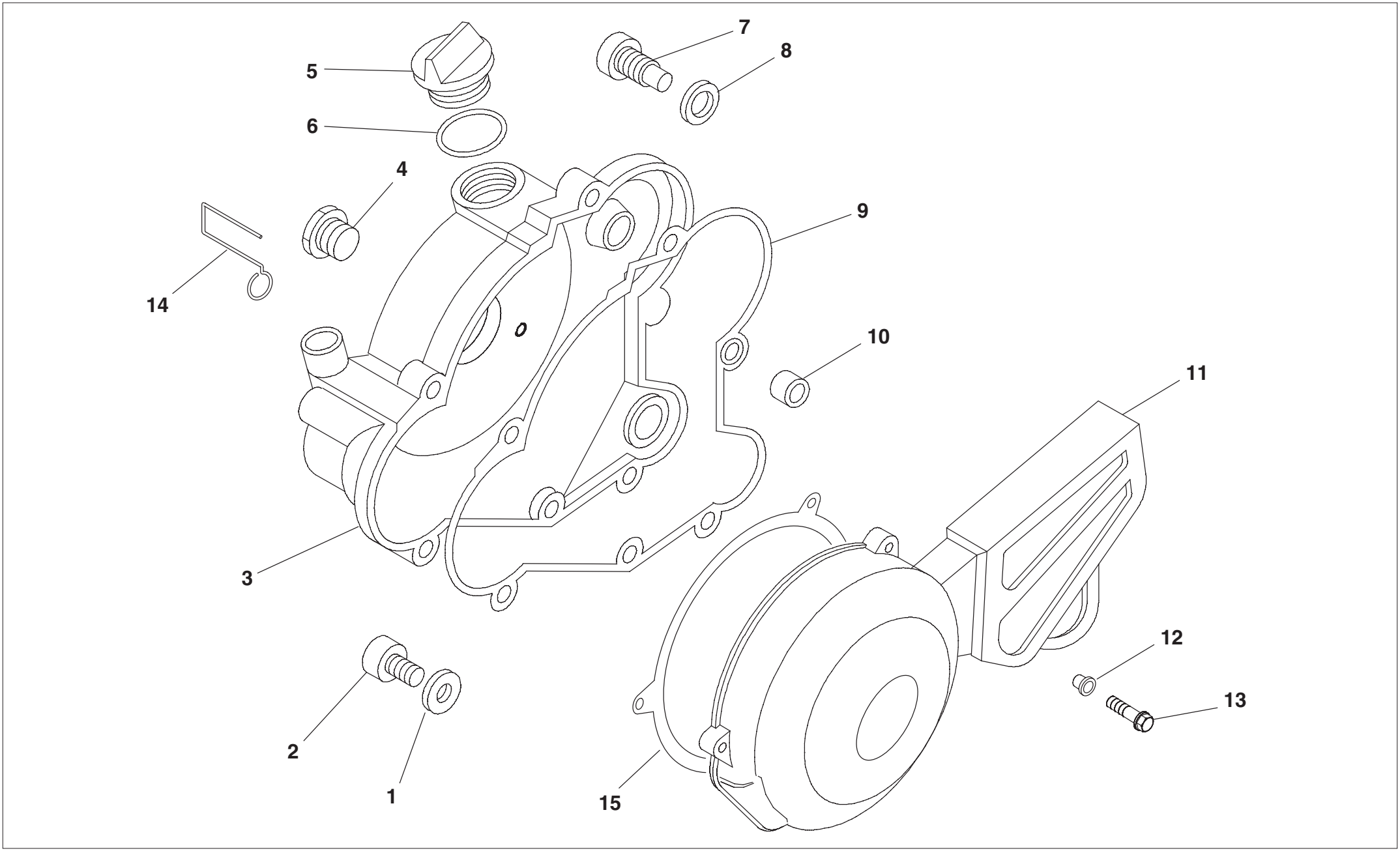
5
6
7
8
4
9
14
10
11
3
12
13
2
1
15

TAVOLA - DRAWING
TABLE - BILD - TABLA **6**

COPERCHI BASAMENTO - CRANKCASE COVERS
COUVERCLES CARTER - GEHAUSEDECKEL
TAPA BANCADA

Husqvarna

Note Notes Notes Marke Notas	Pos. No. N. Index Pos.	N. Cod. Code No. Nr. Code Code Nr N. Cod.	Q.tà Q.ty Q.te M.ge C.ad	DENOMINAZIONE	NAME	DESIGNATION	BESHREIBUNG	DENOMINACION
	1	8000 H7182	1	Guarnizione	Gasket	Garnitue	Dichtung	Junta
	2	8000 H7183	1	Vite speciale	Special screw	Vis spéciale	Spezialschraube	Tornillo especial
	3	8000 H7238	1	Coperchio frizione	Clutch cover	Couvercle d'embrayage	Kupplungsdeckel	Tapa embrague
	4	8000 H7184	1	Tappo carico olio	Oil filling cap	Bouchon rempl. huile	Öeleinfüllstöpsel	Tapón intruducción aceite
	5	8000 H7174	1	Tappo carico olio	Oil filling cap	Bouchon rempl. huile	Öeleinfüllstöpsel	Tapón intruducción aceite
	6	8000 H7185	1	Anello OR	O-Ring	Bague OR	O-Ring	Anillo OR
	7	8000 H7239	1	Vite richiamo molla	Return spring screw	Vis rappel ressort	Rückholschraube Feder	Tornillo retroceso muelle
	8	8000 H7186	1	Guarnizione 8x12x0,5	Gasket 8x12x0,5	Garnitue 8x12x0,5	Dichtung 8x12x0,5	Junta 8x12x0,5
	9	8000 H7187	1	Guarnizione coperchio frizione	Gasket	Garniture	Dichtung	Junta tapa embrague
	10	8000 H7188	1	Grano di riferimento 9.15	Dowel 9.15	Repère 9.15	Passtift 9.15	Centraje 9.15
	11	8000 H6068	1	Coperchio accensione	Ignition cover	Couvercle allumage	Zündungdeckel	Tapa encendido
	12	8000 H6878	3	Boccola	Bush	Douille	Buchse	Casquillo
	13	Z000 62728	3	Vite	Screw	Vis	Schraube	Tornillo
	14	8000 86951	1	Occhiello sfiati	Cable guide	Guide cable	Kabelfuhurung	Guia cable
	15	8000 H7517	1	Guarniz. coperchio accensione	Ignition cover gasket	Garniture couvercle allumage	Dichtung Zündungdeckel	Junta tapa encendido

TAVOLA - DRAWING
TABLE - BILD - TABLA

7

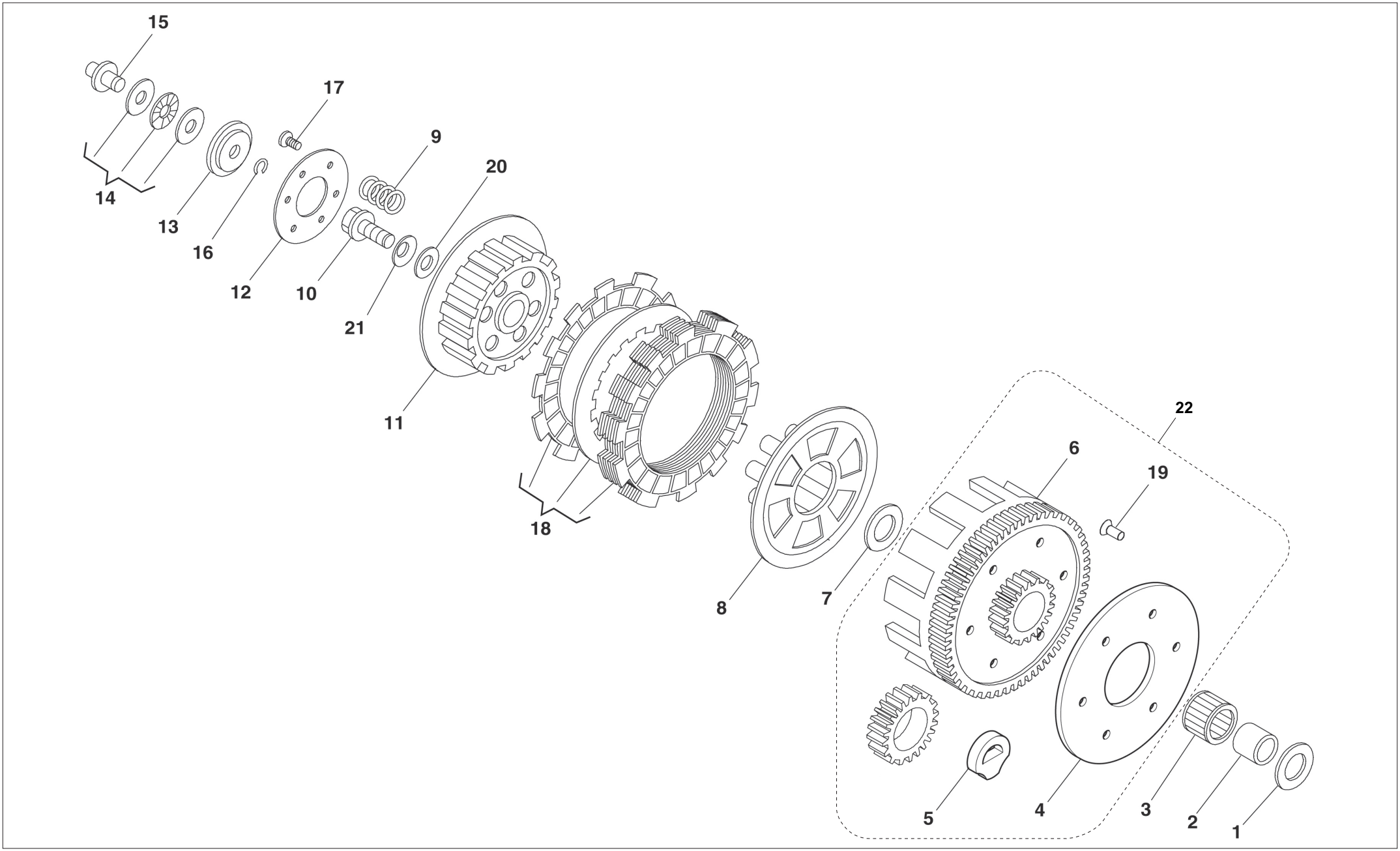

TAVOLA - DRAWING
TABLE - BILD - TABLA **7**

FRIZIONE, TRASMISSIONE PRIMARIA - CLUTCH, PRIMARY DRIVE
EMBRAYAGE, TRANSMISSION PRIMARIE - KUPPLUNG, ERSTERANTRIEB
ENBRAGUE, TRANSMISION PRIMARIA

Husqvarna

Note Notes Notes Marke Notas	Pos. No. N. Index Pos.	N. Cod. Code No. Nr. Code Code Nr N. Cod.	Q.tà Q.ty Q.te M.ge C.ad	DENOMINAZIONE	NAME	DESIGNATION	BESHREIBUNG	DENOMINACION
	1	8000 H7243	1	Rondella speciale 17x30x1,5	Special washer 17x30x1,5	Rondelle spéciale 17x30x1,5	Spezial-Unterlegscheibe 17x30x1,5	Arandela especial 17x30x1,5
	2	8000 H7244	1	Boccola corona frizione	Clutch ring bush	Douille couronne friction	Buchse Kupplungskranz	Casquillo corona embraague
	3	8000 H7190	1	Boccola	Bush	Douille	Buchse	Casquillo
	4	8000 H7191	1	Disco ritegno silent-block	Retaining block, silent plate	Disque de retenue du silentbloc	Rückhaltescheibe silentblock	Disco de retención silent block
	5	8000 H7192	6	Silent-block frizione	Clutch silentbloc	Silentbloc embrayage	Silentblock Kupplung	Silent-block embrague
	6	8000 H7193	1	Campana frizione	Clutch case	Cloche d'embrayage	Kupplungsglocke	Campana de embr.
	7	8000 H7243	1	Rondella speciale 17x30x1,5	Special washer 17x30x1,5	Rondelle spéciale 17x30x1,5	Spezial-Unterlegscheibe 17x30x1,5	Arandela especial 17x30x1,5
	8	8000 H7194	1	Cappellotto frizione	Clutch pressure plate	Capuchon d'embrayage	Abdeckkappe kupplung	Tapa del embrague
	9	8000 H7247	6	Molla frizione	Clutch spring	Ressort embrayage	Kupplungsfeder	Resorte embrague
	10	8000 H7248	1	Bullone c/rondella M10x20	Bolt with washer M10x20	Boulon avec rondelle M10x20	Bolzen mit Unterlegscheibe M10x20	Tornillo con arandela M10x20
	11	8000 H7197	1	Tamburo frizione	Clutch drum	Tambour embrayage	Kupplungstrommel	Tambor embrague
	12	8000 H7198	1	Disco portamolle	Springholder plate	Disque porte ressorts	Federn sauber	Disco portamuelles
	13	8000 H7199	1	Scodellino	Cup	Cuvette	Teller	Cubeta
	14	8000 H7200	1	Gabbia reggispinta 6x19x2	Thrust bearing cage 6x19x2	Butée à aiguilles 6x19x2	Andruckkäfig 6x19x2	Jaula cojinete de empuje 6x19x2
	15	8000 H7255	1	Perno	Pin	Pivot	Bolzen	Perno
	16	8000 H7245	1	Anello Seeger 6E	Seeger ring 6E	Bague seeger 6E	Seegerring 6E	Anillo Seeger 6E
	17	8000 H7246	6	Vite brugola	Socket head screw	Vis allen	Inbusschraube	Tornillo de cabeza hexagonal
	18	8000 H7314	1	Serie dischi frizione	Clutch plates set	Série de disques embrayage	Kupplungsscheibensatz	Serie discos embrague
	19	8000 H7205	6	Ribattino 5x15	Rivet 5x15	Rivet 5x15	Niet 5x15	Remache 5x15
	20	8000 H7727	1	Rondella piana 10,2x25x0,2	Rondelle plate 10,2x25x0,2	Plain washer 10,2x25x0,2	U.Scheibe 10,2x25x0,2	Arandela plana 10,2x25x0,2
	21	8000 H7680	1	Rondella conica 10,2x24x2,5	Rondelle conique 10,2x24x2,5	Conical Washer 10,2x24x2,5	Kegelscheibe 10,2x24x2,5	Arandela cónica 10,2x24x2,5
	22	8000 H7162	1	Trasmissione primaria con campana	Main gear trans. with cluch case	Engr. primaire transm. avec cloche embr.	Hauptzahnrad Mit Kupplungsglocke	Engr. primario trans. con campana

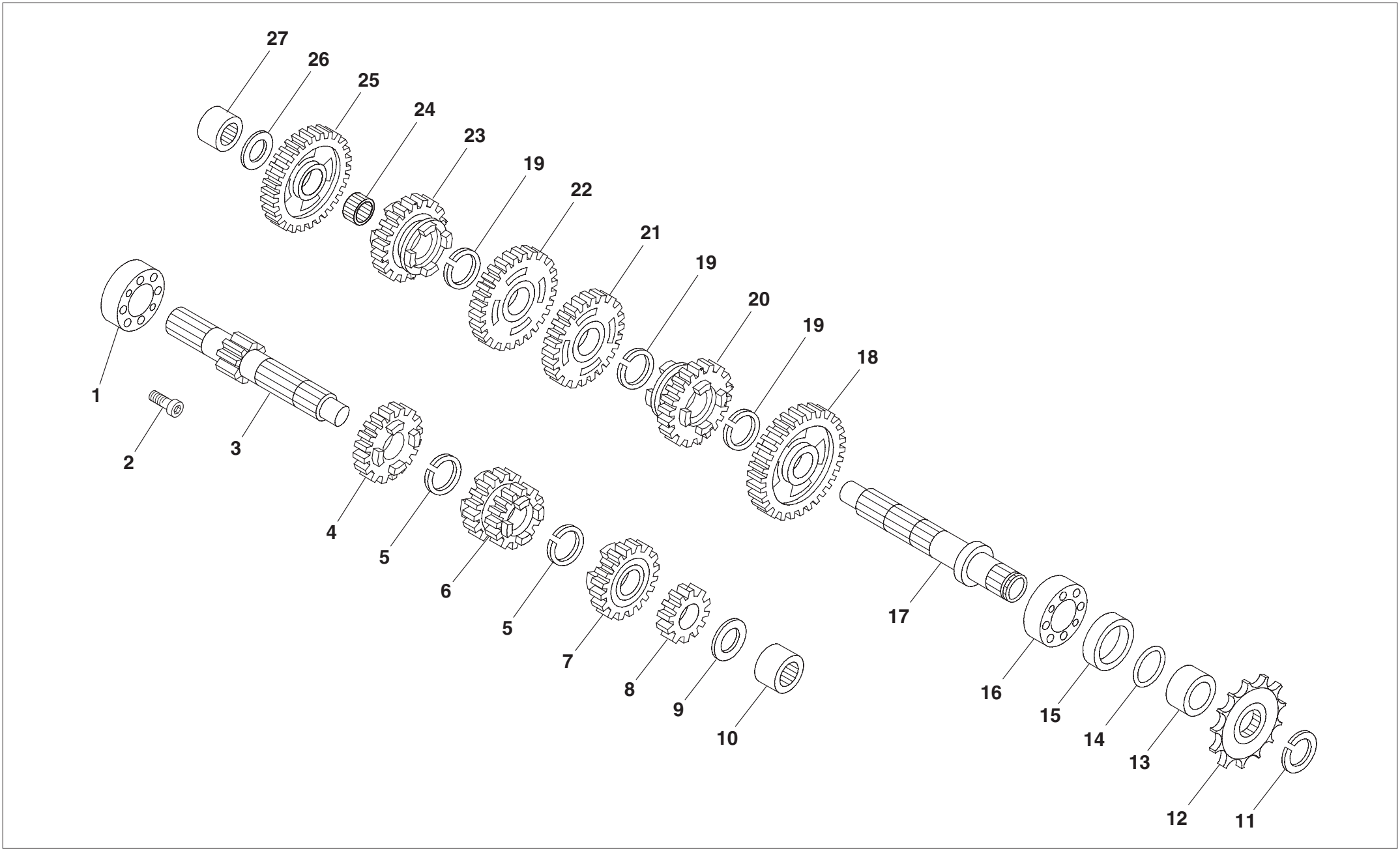
27
26
25
24
23
19
22
21
19
20
19
18
1
2
3
4
5
6
5
7
8
9
10
17
16
15
14
13
12
11

TAVOLA - DRAWING
TABLE - BILD - TABLA **8**

CAMBIO - TRANSMISSION - BOITE DE VITESSE - WECHSELGETRIBE - CAMBIO

Husqvarna

Note Notes Notes Marke Notas	Pos. No. N. Index Pos.	N. Cod. Code No. Nr. Code Code Nr N. Cod.	Q.tà Q.ty Q.te M.ge C.ad	DENOMINAZIONE	NAME	DESIGNATION	BESHREIBUNG	DENOMINACION
	1	8000 H7249	1	Cuscinetto 17x40x9	Bearing 17x40x9	Roulement 17x40x9	Kugellager 17x40x9	Cojinete 17x40x9
	2	8000 H7250	1	Vite speciale TCCE 6x10	Special screw TCCE 6x10	Vis spéciale TCCE 6x10	Spezialschraube TCCE 6x10	Tornillo especial TCCE 6x10
	3	8000 H7251	1	Albero primario	Main shaft	Arbre primaire	Hauptwelle	Eje primario
	4	8000 H7252	1	Ingranaggio 5° sul primario	Main shaft 5th gear	Engrenage 5ème vitesse arbre prim.	Zahnrad F.5. Geschw. Antriebsw.	Engranaje 5° velocidad eje primario
	5	8000 H7253	1	Anello Seeger 17SW	Seeger ring 17SW	Bague seeger 17SW	Seegerring 17SW	Anillo Seeger 17SW
	6	8000 H7254	1	Ingranaggio 3°-4° sul primario	Main shaft 3rd-4th gear	Engrenage 3ème-4ème vitesse arbre prim.	Zahnrad F.3-F.4 Geschw. Antriebsw.	Engranaje 3°-4° velocidad eje primario
	7	8000 H7202	1	Ingranaggio 6° sul primario	Main shaft 6th gear	Engrenage 6ème vitesse arbre prim.	Zahnrad F.6. Geschw. Antriebsw.	Engranaje 6° velocidad eje primario
	8	8000 H7203	1	Ingranaggio 2° sul primario	Main shaft 2th gear	Engrenage 2ème vitesse arbre prim.	Zahnrad F.2. Geschw. Antriebsw.	Engranaje 2° velocidad eje primario
	9	8000 H7204	1	Rondella spessore 12x25x1	Shim 12x25x1	Rondelle entretoise 12x25x1	Ausgleichscheibe 12x25x1	Arandela suplemento 12x25x1
	10	8000 H7256	1	Boccola a rulli 12x19x12	Roller bearing 12x19x12	Douille à roulements 12x19x12	Rollenbuchse 12x19x12	Caja de grasa de rodillos 12x19x12
	11	8000 H7268	1	Anello Seeger AS 20E	Seeger ring AS 20E	Bague seeger AS 20E	Seegerring AS 20E	Anillo Seeger AS 20E
	12	8000 H7269	1	Pignone catena Z.14	Chain sprocket Z.14	Pignon chaîne Z.14	Kettenritzel Z.14	Piñón cadena Z.14
	13	8000 H7270	1	Distanziale pignone	Sprocket spacer	Entretoise pignon	Distanzstück Ritzel	Distanciador piñón
	14	8000 H7271	1	Anello OR 18,77x1,78	O-Ring 18,77x1,78	Bague OR 18,77x1,78	O-Ring 18,77x1,78	Anillo OR 18,77x1,78
	15	8000 H7272	1	Anello OR 26x35x7	O-Ring 26x35x7	Bague OR 26x35x7	O-Ring 26x35x7	Anillo OR 26x35x7
	16	8000 H7273	1	Cuscinetto 20x42x12	Bearing 20x42x12	Roulement 20x42x12	Kugellager 20x42x12	Cojinete 20x42x12
	17	8000 H7265	1	Albero secondario	Layshaft	Arbre secondaire	Vorgelegewelle	Eje secundario
	18	8000 H7266	1	Ingranaggio 2° sul secondario	Secondary shaft 2nd gear	Engrenage 2ème vitesse arbre secon.	Zahnrad f.2. Geschw. Vorgelegew	Engranaje 2° velocidad Eje second
	19	8000 H7268	1	Anello Seeger AS 20E	Seeger ring AS 20E	Bague seeger AS 20E	Seegerring AS 20E	Anillo Seeger AS 20E
	20	8000 H7274	1	Ingranaggio 6° sul secondario	Secondary shaft 6nd gear	Engrenage 6ème vitesse arbre secon.	Zahnrad f.6. Geschw. Vorgelegew	Engranaje 6° velocidad Eje second
	21	8000 H7275	1	Ingranaggio 3° sul secondario	Secondary shaft 3rd gear	Engrenage 3ème vitesse arbre secon.	Zahnrad f.3. Geschw. Vorgelegew	Engranaje 3° velocidad Eje second
	22	8000 H7276	1	Ingranaggio 4° sul secondario	Secondary shaft 4nd gear	Engrenage 4ème vitesse arbre secon.	Zahnrad f.4. Geschw. Vorgelegew	Engranaje 4° velocidad Eje second
	23	8000 H7277	1	Ingranaggio 5° sul secondario	Secondary shaft 5nd gear	Engrenage 5ème vitesse arbre secon.	Zahnrad f.5. Geschw. Vorgelegew	Engranaje 5° velocidad Eje second
	24	8000 H7278	1	Gabbia 14x18x8	Cage 14x18x8	Cage 14x18x8	Lagerkäfig 14x18x8	Jaula 14x18x8
	25	8000 H7279	1	Ingranaggio 1° sul secondario	Secondary shaft 1st gear	Engrenage 1ère vitesse arbre secon.	Zahnrad 1. Geschw. Vorgelegew	Engranaje 1° velocidad Eje second.
	26	8000 H7204	1	Rondella spessore 12x25x1	Shim 12x25x1	Rondelle entretoise 12x25x1	Ausgleichscheibe 12x25x1	Arandela suplemento 12x25x1
	27	8000 H7256	1	Boccola a rulli 12x19x12	Roller bearing 12x19x12	Douille à roulements 12x19x12	Rollenbuchse 12x19x12	Caja de grasa de rodillos 12x19x12

TAVOLA - DRAWING
TABLE - BILD - TABLA
9

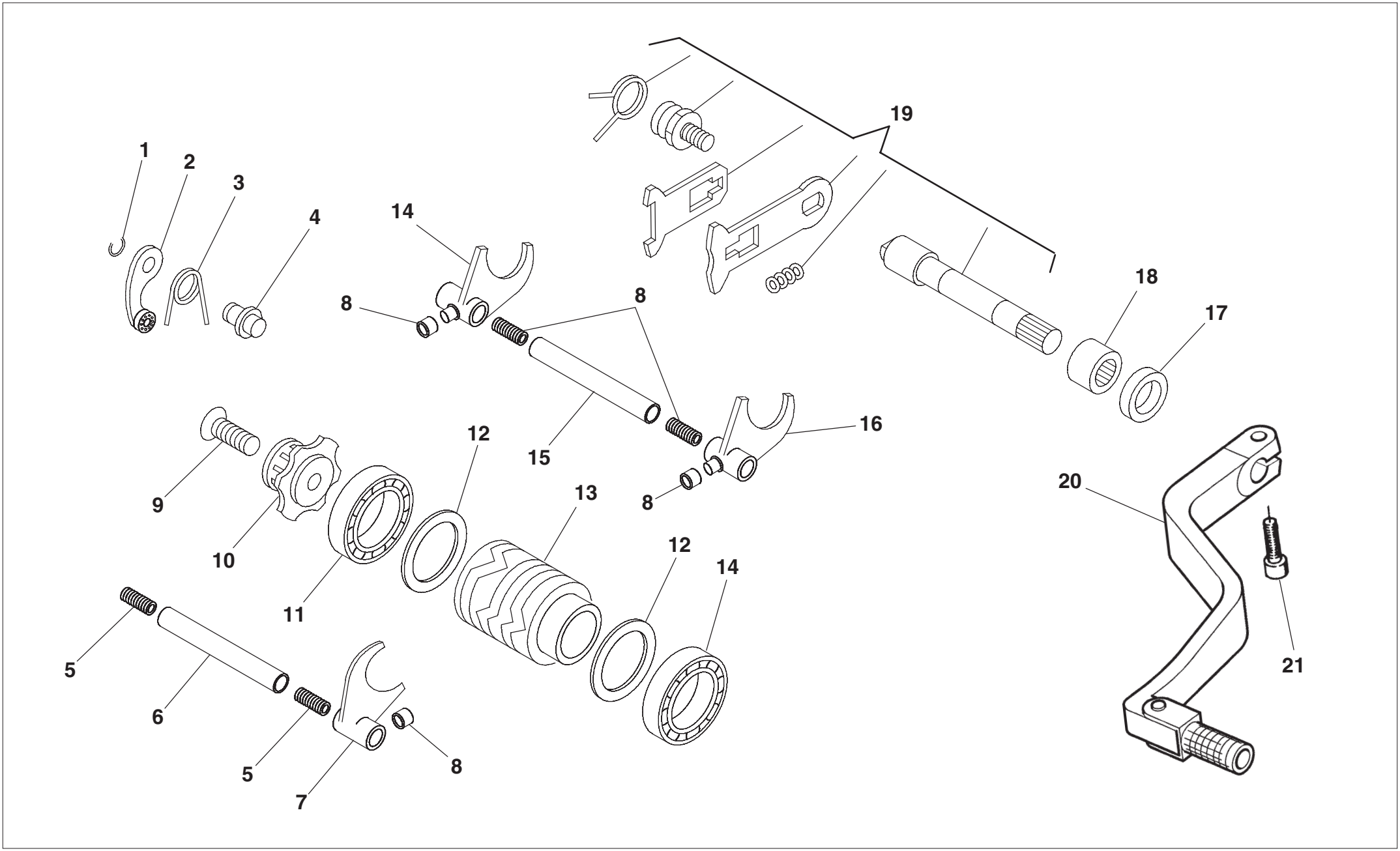

TAVOLA - DRAWING
TABLE - BILD - TABLA **9**

COMANDO CAMBIO - SHIFTER
COMMANDE DE VITESSE - GANGSCHALTUNG
MANDO CAMBIO

Husqvarna

Note Notes Notes Marke Notas	Pos. No. N. Index Pos.	N. Cod. Code No. Nr. Code Code Nr N. Cod.	Q.tà Q.ty Q.te M.ge C.ad	DENOMINAZIONE	NAME	DESIGNATION	BESHREIBUNG	DENOMINACION
	1	8000 H7257	1	Anello Seeger 10E	Seeger ring 10E	Bague seeger 10E	Seegerring 10E	Anillo Seeger 10E
	2	8000 H7206	1	Leva arresto marce	Gear stop lever	Levier arrêt vit.	Gangstopphebel	Palanca arresto vel.
	3	8000 H7258	1	Molla leva arresto marce	Spring, detent lever	Ressort de levier d'arrêt de vit.	Feder gangarretierhebel	Muelle de palanca de cambio
	4	8000 H7207	1	Perno fiss. Leva	Lever sec. Pin	Pivot fix. Levier	Befestigungstift Hebel	Perno fij. Palanca
	5	8000 H7208	4	Molla perno forchetta	Spindle fork spring	Ressort axe de fourche	Feder Schaltgabelstift	Muelle perno horquilla
	6	8000 H7209	1	Perno forchetta	Spindle, fork	Axe de fourche	Schaltgabelstift	Perno de la horquilla
	7	8000 H7259	1	Forchetta 5-6	Fork 5-6	Fourchette 5-6	Schaltgabel 5-6	Horquilla 5-6
	8	8000 H7260	3	Boccola	Bush	Douille	Buchse	Casquillo
	9	8000 H7210	1	Vite TSPCE 6x30	Screw TSPCE 6x30	Vis TSPCE 6x30	Schraube TSPCE 6x30	Tornillo TSPCE 6x30
	10	8000 H7261	1	Camma Arresto Marce	Gear Stopper Cam	Came Butée Vitesses	Gangsperrnocken	Leva Parada Marchas
	11	8000 H7262	2	Cuscinetto 25x37x7	Bearing 25x37x7	Roulement 25x37x7	Kugellager 25x37x7	Cojinete 25x37x7
	12	8000 H7263	2	Rondella spessore	Shim	Rondelle entretoise	Ausgleichscheibe	Arandela suplemento
	13	8000 H7264	1	Camma	Cam	Came	Nocken	Exéntrico
	14	8000 H7211	1	Forchetta 1-4	Fork 1-4	Fourchette 1-4	Schaltgabel 1-4	Horquilla 1-4
	15	8000 H7209	1	Perno forchetta	Spindle, fork	Axe de fourche	Schaltgabelstift	Perno de la horquilla
	16	8000 H7213	1	Forchetta 2-3	Fork 2-3	Fourchette 2-3	Schaltgabel 2-3	Horquilla 2-3
	17	8000 H7214	1	Anello paraolio 12x20x5	Oil seal 12x20x5	Joint d'étanchéité 12x20x5	Ölschutzring 12x20x5	Retén de aceite 12x20x5
	18	8000 H7215	1	Boccola a rulli 12x18x12	Roller bearing 12x18x12	Douille à roulements 12x18x12	Rollenbuchse 12x18x12	Caja de grasa de rodillos 12x18x12
	19	8000 H7267	1	Albero comando cambio	Gearshift shaft	Arbre de vitesse	Schaltwelle	Eje mando cambio
	20	8000 H6066	1	Leva cambio	Gear change lever	Levier comm. chang. vit.	Schalthebel	Palanca cambio
	21	Z000 62728	1	Vite	Screw	Vis	Schraube	Tornillo

TAVOLA - DRAWING
TABLE - BILD - TABLA

10

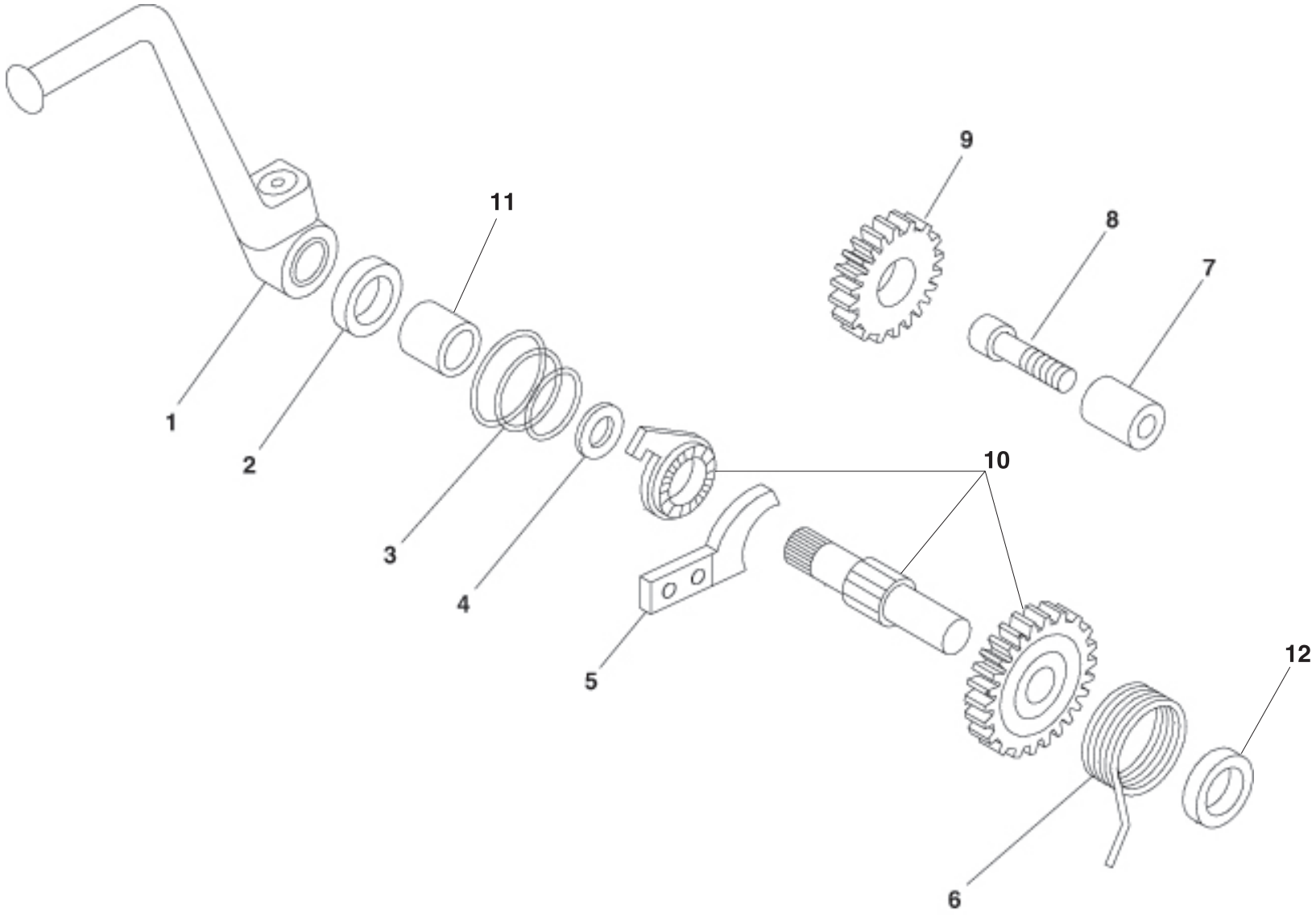

TAVOLA - DRAWING
TABLE - BILD - TABLA **10**

LEVA MESSA IN MOTO - LEVIER DU DÉMARRAGE
STARTER LEVER - KICKSTARTERHEBEL
PALANCA DE ARRANQUE

Husqvarna

Note Notes Notes Marke Notas	Pos. No. N. Index Pos.	N. Cod. Code No. Nr. Code Code Nr N. Cod.	Q.tà Q.ty Q.te M.ge C.ad	DENOMINAZIONE	NAME	DESIGNATION	BESHREIBUNG	DENOMINACION
	1	8000 H7280	1	Leva messa in moto completa	Start. lever	Levier du démarrage	Kickstarterhebel	Palanca de arranque
	2	8000 H7216	1	Anello paraolio 14x24x7	Oil seal 14x24x7	Joint d'étanchéité 14x24x7	Ölschutzring 14x24x7	Retén de aceite 14x24x7
	3	8000 H7321	1	Molla conica	Spring	Ressort conique		Muelle
	4	8000 H7161	1	Rondella spessore 14x20x1	Shim 14x20x1	Rondelle entretoise 14x20x1	Ausgleichscheibe 14x20x1	Arandela suplemento 14x20x1
	5	8000 H7322	1	Piastrina	Plate	Plaquette	Plättchen	Placa
	6	8000 H7281	1	Molla ritorno leva m.m.	Kickstart lever return spring	Ressort de retour levier de dem.	Rückstellfeder starterhebel	Muelle de retorno palanca arr.
	7	8000 H7217	1	Perno per ingranaggio rinvio m.m.	Kickstart idler gear shaft	Axe pignon de renvoi démarr.	Stift für Zwinschenrad starter	Perno engr. de reenvio arranque
	8	8000 H7218	1	Vite TCCE M6X15	Screw TCCE M6X15	Vis TCCE M6X15	Schraube TCCE M6X15	TornilloTCCE M6X15
	9	8000 H7219	1	Ingranaggio rinvio m.m.	Kickstart idler gear	Pignon de renvoi de démarr.	Zwinschenrad starter	Engr. de reenvio arranque
	10	8000 H7178	1	Messa in moto completa	Kickstart, assy.	Systéme de demarrage complet	Starter komplett	Arranque completo
14x18x11,5 mm	11	8539838	1	Boccola sinterizzata	Sintered bushing	Douille frittée	Sinterbuchse	Buje sinterizado
	12	8539839	1	Distanziale	Spacer	Entretoise	Distanzstück	Distanciador

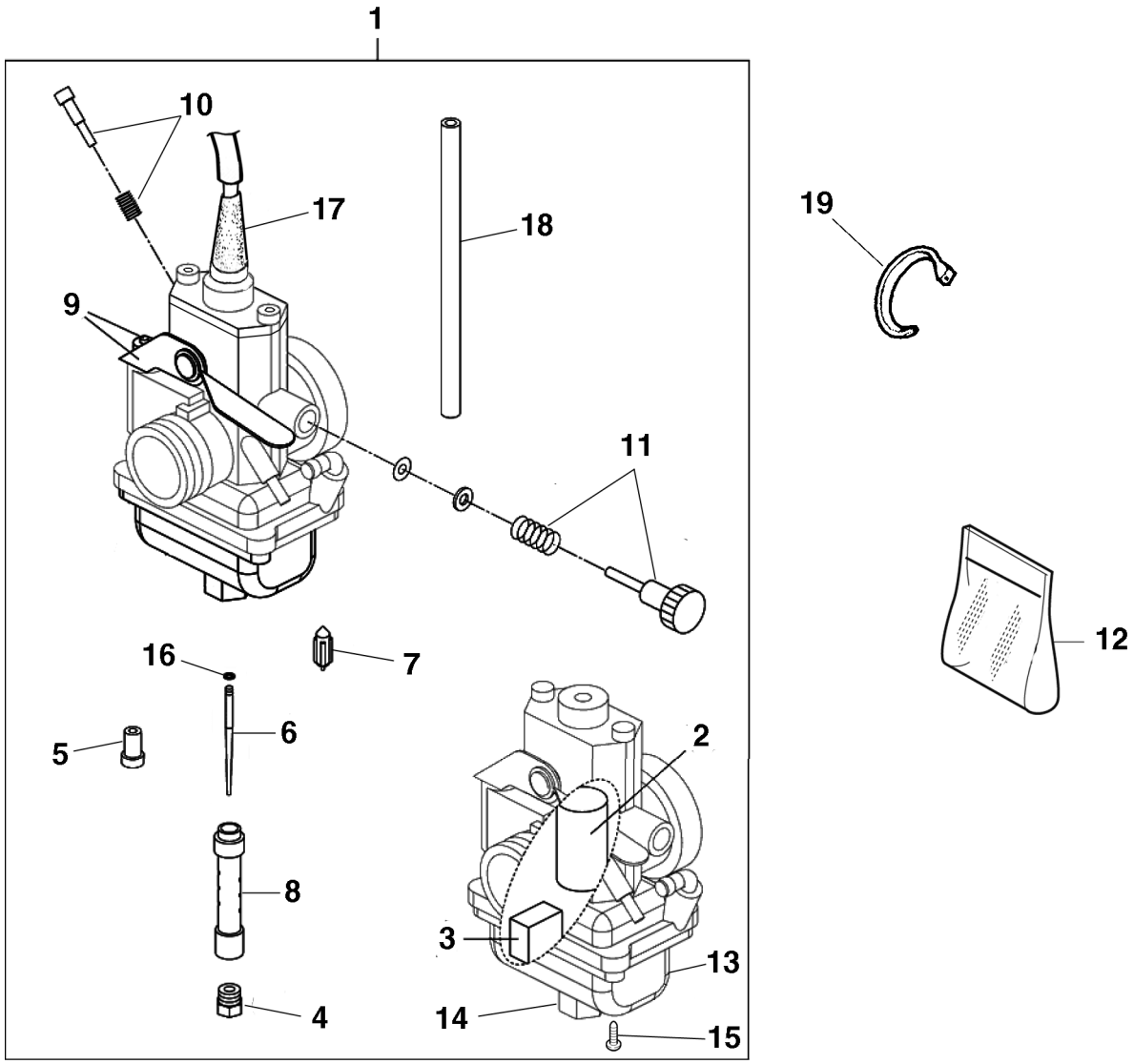
1
10
17
18
19
9
11
12
16
7
5
6
2
8
3
13
4
14
15

TAVOLA - DRAWING
TABLE - BILD - TABLA **11**

CARBURATORE - CARBURETOR
CARBURATEUR - VERGASER
CARBURADOR

Note Notes Notes Marke Notas	Pos. No. N. Index Pos.	N. Cod. Code No. Nr. Code Code Nr N. Cod.	Q.tà Q.ty Q.te M.ge C.ad	DENOMINAZIONE	NAME	DESIGNATION	BESHREIBUNG	DENOMINACION
	1	8000 H4918	1	Carburatore Mikuni TM24	Carburettor Mikuni TM24	Carburateur Mikuni TM24	Mikuni Vergaser TM24	Carburador Mikuni TM24
	2	8000 H7367	1	Valvola gas	Throttle valve	Papillon de gaz	Drosselklappe	Válvula
	3	8000 H7368	1	Galleggiante+perno	Float+pin	Flotteur+pivot	Schwimmer+Bolzen	Flotador+perno
	4	8000 H7369	1	Getto max (240)	Main jet (240)	Gicleur maxi (240)	Hauptdüse (240)	Surtidor max (240)
	5	8000 H7370	1	Getto min (40)	Idle jet (40)	Gicleur minimum (40)	Leerlaufdüse (40)	Cliché mimimo
	6	8000 H7371	1	Spillo conico	Needle	Pointeau conique	Kon. Nadel	Pasador cónico
	7	8000 H7372	1	Valvola a spillo	Needle valve	Soupape à pointeau	Nadelventil	Válvula de aguja
	8	8000 H7373	1	Diffusore	Diffuser	Diffuseur	Lufftrichter	Difusor
	9	8000 H7374	1	Kit starter con leva	Starter Kit with lever	Kit starter avec levier	Starter Kit	Kit arranque
	10	8000 H7375	1	Vite aria con molla	Air screw with spring	Vis air avec ressort	Luftschraube mit feder	Tornillo aire con muelle
	11	8000 H7376	1	Vite minimo con molla	Idle adj. screw with spring	Vis regl. ralenti avec ressort	Leerlaufgemischregulier mit feder	Tornillo regulación minimo
	12	8000 H7377	1	Set guarnizioni	Gasket set	Jeu joints	Dichtungssatz	Juego de jutas
	13	8000 H7378	1	Vaschetta	Chamber	Cuvette	Becken	Cubeta
	14	8000 H7379	1	Tappo vaschetta	Cap drain	Bouchon	Verschluss	Tapón
	15	8000 H7420	4	Vite vaschetta	Chamber screw	Vis cuvette	Schraube für becken	Tornillo cubeta
	16	8000 H7421	1	Anello	Ring	Bague	Ring	Anillo
	17	8000 H7422	1	Cappuccio	Capuchon	Cap	Kappe	Capuchón
	18	9472 00035	1	Tubo sfiato	Breather pipe	Tuyau vidange	Rentlüftungsrohr	Tubo ventilación
	19	8000 21810	2	Fascetta (L=120mm)	Clamp (L=120mm)	Collier (L=120mm)	Schelle (L=120mm)	Banda (L=120mm)

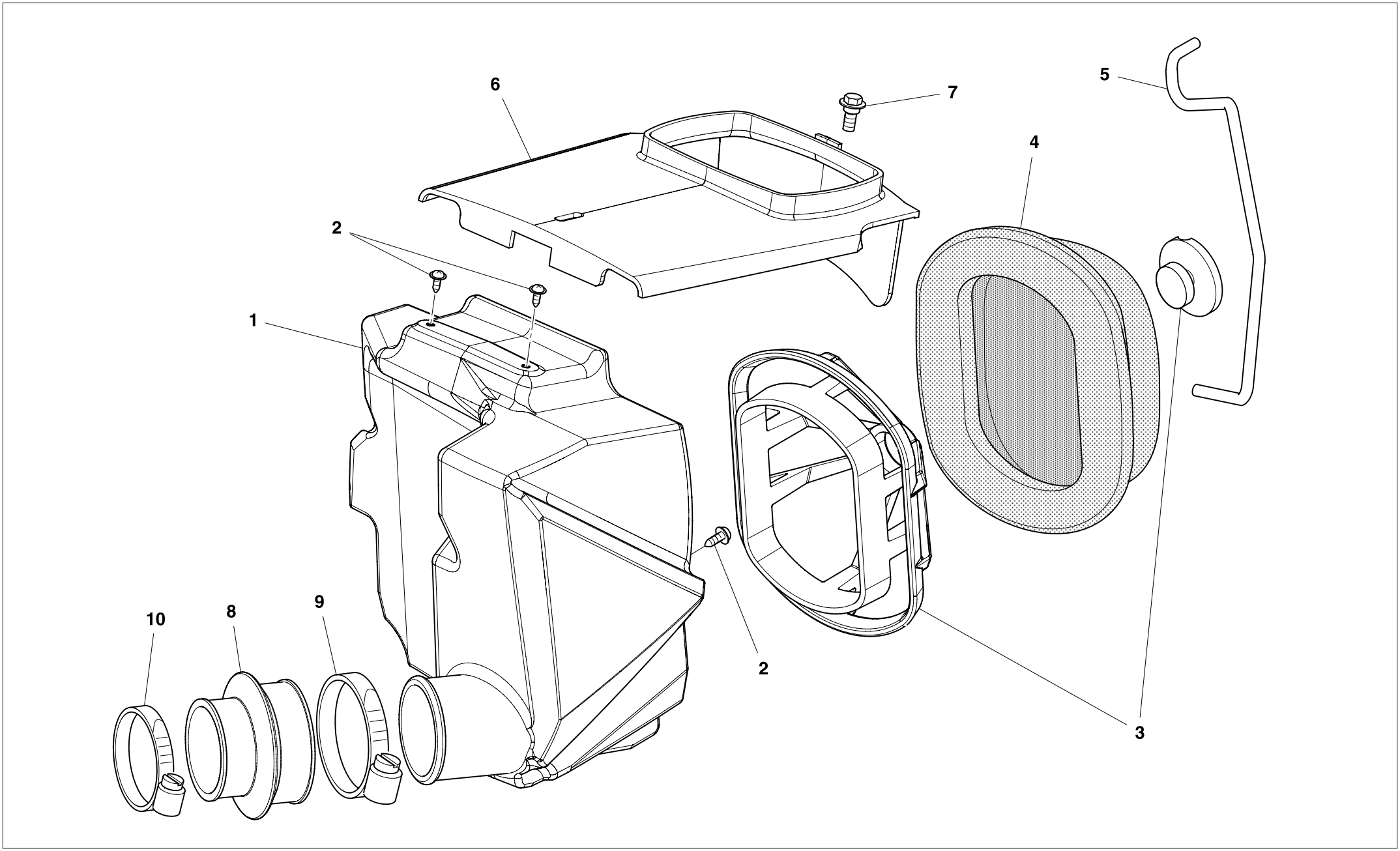
6
7
5
4
2
1
2
3
10
8
9

TAVOLA - DRAWING
TABLE - BILD - TABLA **12**

FILTRO ARIA - AIR FILTER
FILTRE AIRE - LUFTFILTER
FILTRO DE AIRE

Note Notes Notes Marke Notas	Pos. No. N. Index Pos.	N. Cod. Code No. Nr. Code Code Nr N. Cod.	Q.tà Q.ty Q.te M.ge C.ad	DENOMINAZIONE	NAME	DESIGNATION	BESHREIBUNG	DENOMINACION
	1	8000 H4910	1	Scatola filtro aria	Air filter box	Boîte filtre	Filterkasten	Caja filtro aire
	2	8A00 H0534	4	Vite M5X12	Screw M5X12	Vis M5X12	Schraube M5X12	Tornillo M5X12
	3	8000 H4912	1	Gabbia filtro	Cleaner cage	Cage pour filtre	Filterkafig	Caja filtro
	4	8000 H4913	1	Filtro aria	Air filter	Filtre à air	Luftfilter	Filtro aire
	5	8000 H5903	1	Gancio filtro aria	Air filter hook	Crochet filtre à air	Haken Luftfilter	Gancho filtro aire
	6	8000 H4911	1	Coperchio scatola filtro	Filter box cover	Couvercle boîte filtre	Filtergehäusedeckel	Tapa caja filtro
	7	8000 A8421	1	Vite flangiata M5X8	Flange bolt M5X8	Boulon de bride M5X8	Flanschenschraube M5X8	Perno de reborde M5X8
	8	8000 H4914	1	Raccordo	Union	Raccord	Anschluss	Empalme
	9	8A00 H6461	2	Fascetta Nemo 30/60	Clamp Nemo 30/60	Collier Nemo 30/60	Schelle Nemo 30/60	Banda Nemo 30/60
	10	8H00 99475	1	Fascetta	Clamp	Collier	Schelle	Banda

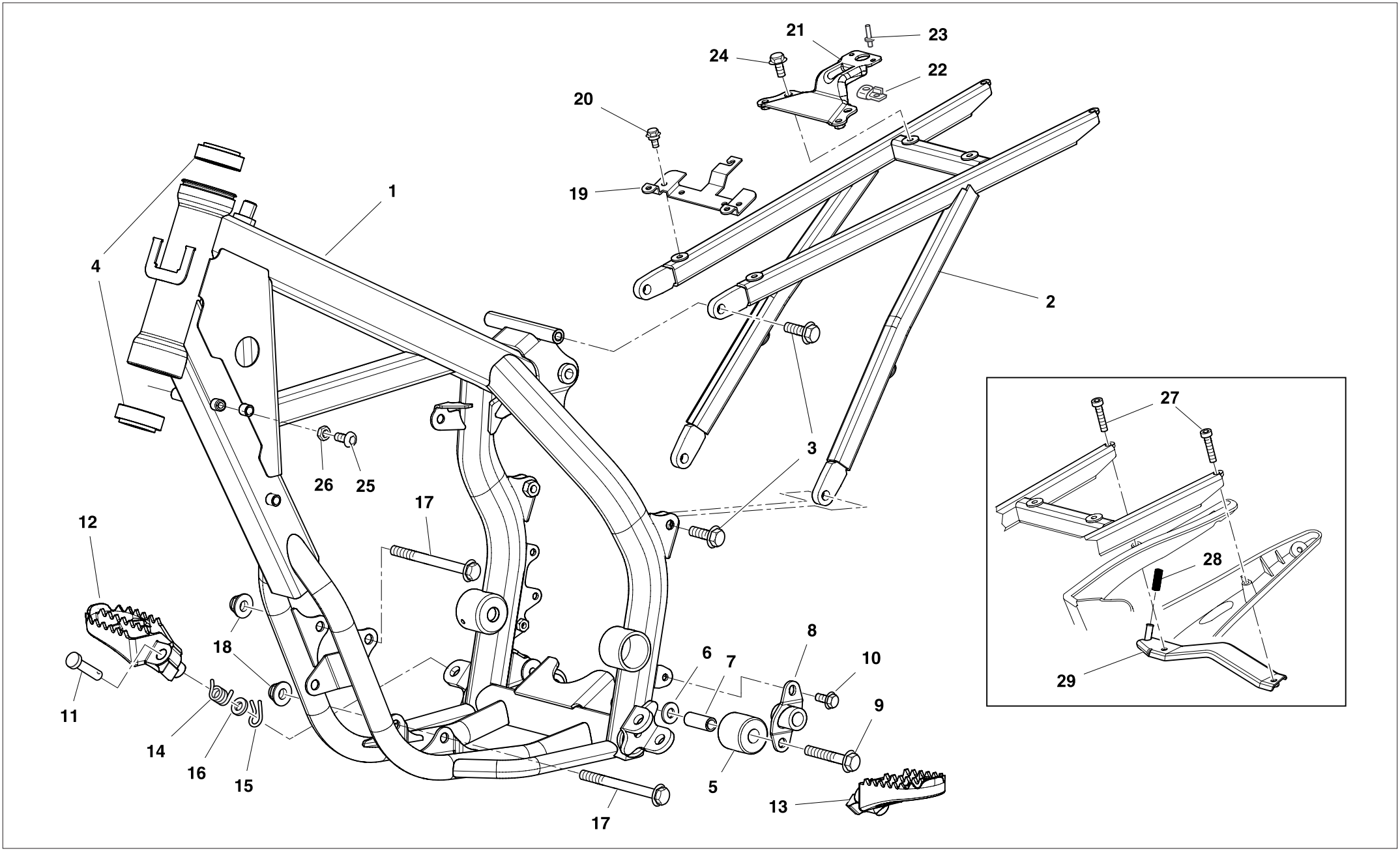
21
23
24
22
20
19
1
4
2
3
26
25
17
12
18
8
6
7
10
9
11
14
16
15
5
13
17
27
28
29

TAVOLA - DRAWING
TABLE - BILD - TABLA **13**

TELAIO, PEDANE - FRAME, FOOT RESTS
CADRE, REPOSE PIEDS - RAHMEN, FUSSBRETT
BASTIDOR, REPOSAPIES

Husqvarna

Note Notes Notes Marke Notas	Pos. No. N. Index Pos.	N. Cod. Code No. Nr. Code Code Nr N. Cod.	Q.tà Q.ty Q.te M.ge C.ad	DENOMINAZIONE	NAME	DESIGNATION	BESHREIBUNG	DENOMINACION
	1	8000 H4864	1	Telaio anteriore	Front frame	Chassis AV.	Fahrgestell vorder	Chasis delantero
	2	8000 H4865	1	Telaio posteriore	Rear frame side	Chassis arrière	Sattelbrücke	Cuadro posterior
	3	Z000 69056	4	Vite	Screw	Vis	Schraube	Tornillo
	4	8000 H3469	2	Cuscinetto di sterzo	Steering bearing	Roulement direction	Steuerrohrlager	Cojinete dirección
	5	8000 56800	1	Rullo catena	Roller	Aiguille	Rolle	Rodillo
	6	Z000 56377	1	Rosetta D16 d8,3 SP1	Washer D16 d8,3 SP1	Rondelle D16 d8,3 SP1	Scheibe D16 d8,3 SP1	Arandela D16 d8,3 SP1
	7	8000 H6799	1	Bussola	Bushing	Douille	Buchse	Manguito
	8	8000 H5897	1	Supporto cavalletto	Central stand support	Support béquille	Halter für Ständer	Soporte caballete
	9	ZA00 69056	1	Vite TEF M8X45 FIL22	Screw TEF M8X45 FIL22	Vis TEF M8X45 FIL22	Schraube TEF M8X45 FIL22	Tornillo TEF M8X45 FIL22
	10	Z000 62725	1	Vite	Screw	Vis	Schraube	Tornillo
	11	Y000 73140	2	Perno	Pin	Pivot	Bolzen	Perno
	12	80A0 89953	1	Pedana destra	R.H. foot-rest	Repose-pieds D.	R. Fussraste	Pedal delnt. derech. compl.
	13	80A0 89962	1	Pedana sinistra	L.H. foot-rest	Repose-pieds G.	L. Fussraste	Pedal delant. izrdo. compl.
	14	8000 96908	1	Molla Dx	R.H. spring	Ressort D.	Feder R.	Resorte Der.
	14	8000 96907	1	Molla Sx	L.H. spring	Ressort G.	Feder L.	Resorte Iz.
	15	64N1 20068	2	Copiglia	Split pin	Goupille	Splint	Clavija
	16	ZA00 01815	2	Rosetta	Washer	Rondelle	Scheibe	Arandela
	17	YU00 73458	2	Vite M8xL85	Screw M8xL85	Vis M8xL85	Schraube M8xL85	Tornillo M8xL85
	18	Y000 43928	2	Dado	Nut	Ecrou	Mutter	Tuerca
	19	8000 H5889	1	Piastra aggancio sella ant.	Saddle attachment plate, front	Plaque accrochage selle av.	Vordere Einhakplättchen Sitzbank	Chapa del. enganche sillín
	20	8A00 A8423	2	Vite (M6x12mm)	Screw (M6x12mm)	Vis (M6x12mm)	Schraube (M6x12mm)	Tornillo (M6x12mm)
	21	8000 H5890	1	Piastra aggancio sella post.	Saddle attachment plate, rear	Plaque accrochage selle ar.	Hintere Einhakplättchen Sitzbank	Chapa tras. enganche sillín
	22	8000 69150	1	Piastrina	Plate	Plaquette	Plättchen	Placa
	23	8000 33373	2	Rivetto	Rivet	Rivet	Niet	Remache
	24	Z000 62727	2	Vite	Screw	Vis	Schraube	Tornillo
	25	ZB00 61070	2	Vite TTEI M6X16	Screw TTEI M6X16	Vis TTEI M6X16	Schraube TTEI M6X16	Tornillo TTEI M6X16
	26	61ND 15062	2	Dado	Nut	Ecrou	Mutter	Tuerca
	27	60ND 02490	2	Vite TCEI M5X35	Screw TCEI M5X35	Vis TCEI M5X35	Schraube TCEI M5X35	Tornillo TCEI M5X35
	28	8000 H7320	1	Molla	Spring	Ressort	Feder	Resorte
	29	8000 H7319	1	Piastra supporto bandierina	Safety flag support plate	Plaque support drapeau	Plättchen Sicherheit-Flagge	Chapa soporte bandera seg.

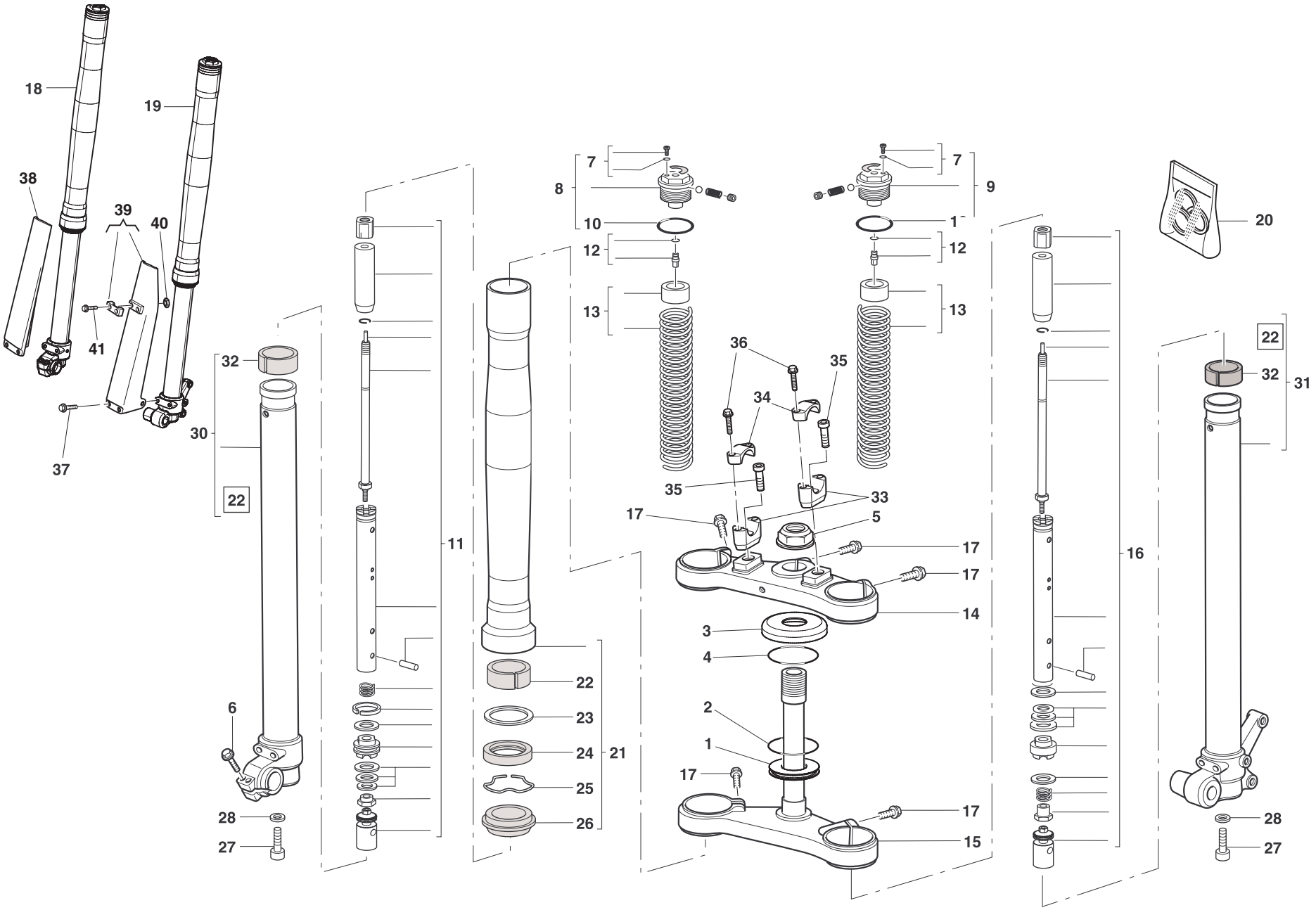
18
19
38
39
40
41
37
32
30
22
6
28
27
11
7
8
10
12
13
36
35
34
33
17
5
14
3
4
2
1
15
16
9
20
31

TAVOLA - DRAWING
TABLE - BILD - TABLA **14**

SOSPENSIONE ANTERIORE - FRONT FORK ASSEMBLY
SUSPENSION AVANT - VORDERTELESKOPGABEL
SUSPENSION DELANTERA

Note Notes Notes Marke Notas	Pos. No. N. Index Pos.	N. Cod. Code No. Nr. Code Code Nr N. Cod.	Q.tà Q.ty Q.te M.ge C.ad	DENOMINAZIONE	NAME	DESIGNATION	BESHREIBUNG	DENOMINACION
	1	8000 H3616	1	Bussola inferiore	Lower bush	Douille inférieure	Untere Buchse	Casquillo inferior
	2	8000 H3618	1	O-Ring 36x3	O-Ring 36x3	O-Ring 36x3	O-Ring 36x3	Anillo 36x3
	3	8000 H3617	1	Bussola superiore	Upper bush	Douille supérieure	Obere Buchse	Casquillo superior
	4	8000 H3619	1	O-Ring 40,94X2,62	O-Ring 40,94X2,62	O-Ring 40,94X2,62	O-Ring 40,94X2,62	Anillo 40,94X2,62
	5	8000 H3820	1	Dado superiore	Upper nut	Ecrou supérieure	Obere Mutter	Tuerca superior
	6	8000 H7352	2	Vite TEF M6X30	Screw TEF M6X30	Vis TEF M6X30	Schraube TEF M6X30	Tornillo TEF M6X30
	7	8000 84702	2	Vite con Or	Screw with OR	Vis avec OR	Schraube mit OR	Tornillo con OR
	8	8000 H7336	1	Gruppo tappo DX.	Plug assy R.H.	Groupe bouchon D.	Verschlussgruppe Kpl R.	Grupo tapón der.
	9	8000 H7337	1	Gruppo tappo SX.	Plug assy L.H.	Groupe bouchon G.	Verschlussgruppe Kpl L.	Grupo tapón izq.
	10	8000 H7338	2	Anello OR (D34.6 S1.78)	O-Ring (D34.6 S1.78)	Bague OR (D34.6 S1.78)	O-Ring (D34.6 S1.78)	Anillo OR (D34.6 S1.78)
	11	8000 H7355	1	Gruppo pompante DX	Pumping element Right	Element de pompage D.	Pumpenelement R.	Bombeadora Izq.
	12	8000 91479	2	Gruppo registro	Adjuster set	Groupe reglage	Kupplungsreglergruppe	Grupo regul.
	13	8000 H7339	1	Kit molla	Spring	Ressort	Feder	Resorte
	14	8000 H7340	1	Testa di sterzo	Steering head	Tête direction	Lenkkopf	Cabezal de dirección
	15	8000 H7341	1	Base di sterzo con perno	Steering crown with pin	Socle de direction avec pivot	Gabelbrücke mit Bolzen	Base de dirección con perno
	16	8000 H7356	1	Gruppo pompante SX	Pumping element Left	Element de pompage G.	Pumpenelement Linke	Bombeadora Der.
	17	8000 H7342	7	Vite Torx M8X30	Screw Torx M8X30	Vis Torx M8X30	Torx-Schraube M8X30	Tornillo Torx M8X30
	18	8000 H7357	1	Gamba DX completa	RH leg assembly	Tube D. compl.	Rechte Beineinheit	Pata derecha completa
	19	8000 H7358	1	Gamba SX completa	LH leg assembly	Tube G. compl.	Linke Beineinheit	Pata izquierda completa
	20	8000 H7359	1	Kit revisione forcella	Kit Fork overh.	Kit révision fourche	Reparatursatz Gabel	Kit revis. Horquilla
	21	8000 H7343	2	Portastelo completo	Pipe assy	Groupe tuyau compl.	Rohrgruppe Kpl	Grupo tubo compl.
	22	8000 H7344	2	Boccola superiore	Upper bush	Douille supérieure	Obere Buchse	Casquillo superior
	23	8000 H7345	2	Rondella	Washer	Rondelle	Scheibe	Arandela
	24	8000 H7346	2	Anello di tenuta	Seal ring	Bague de retenue	Dichtring	Anillo de retención
	25	8000 H7347	2	Anello di fermo	Stop ring	Bague d'arrêt	Haltering	Anillo de retención
	26	8000 H7348	2	Raschiapolvere	Dust scraper	Racloir poudre	Pulverabschaber	Rascador de polvo
	27	8000 H7354	2	Vite TCEI M8X25	Screw TCEI M8X25	Vis TCEI M8X25	Schraube TCEI M8X25	Tornillo TCEI M8X25
	28	8000 H7353	2	Rondella di tenuta	Oil seal	Rondelle d'étanchéité		Arandela retén
	30	8000 H7349	1	Stelo DX compl.	R.H. slider assy	Montant D. compl.	Bein, Kpl. R.	Deslizable der. compl.
	31	8000 H7350	1	Stelo SX compl.	L.H. slider assy	Montant G. compl.	Bein, Kpl. L.	Deslizable izrda. compl.
	32	8000 H7351	2	Boccola inferiore	Lower bush	Douille inférieure	Untere Buchse	Casquillo inferior
	33	8000 H4874	2	Cavallotto inferiore	Lower u bolt	Etrier inférieure	Untere Brücke	Brida inferior
	34	8000 H4875	2	Cavallotto superiore	Upper u bolt	Etrier sup.	Obere Brücke	Brida sup.

TAVOLA - DRAWING
TABLE - BILD - TABLA

14

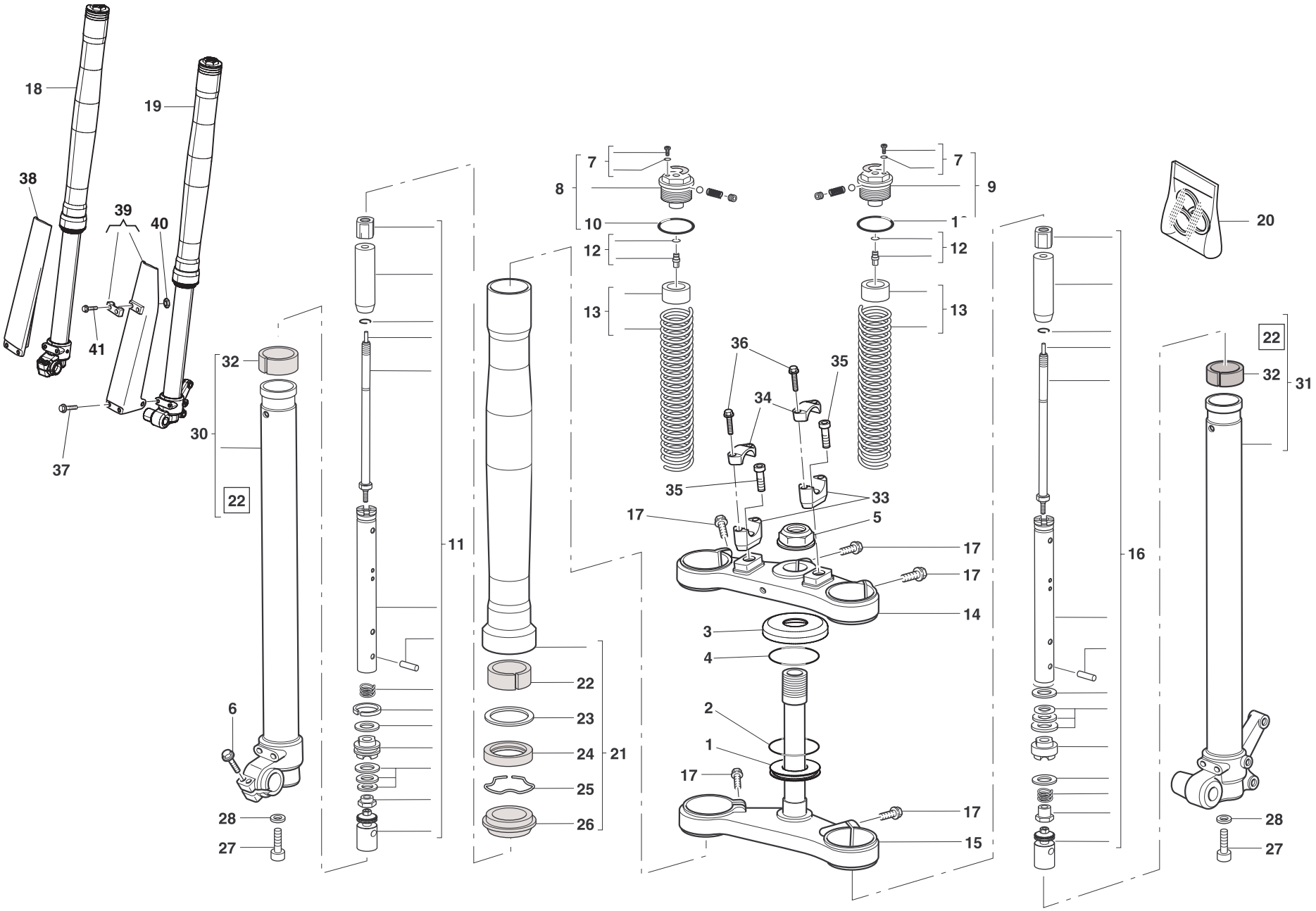

TAVOLA - DRAWING
TABLE - BILD - TABLA
14

SOSPENSIONE ANTERIORE - FRONT FORK ASSEMBLY
SUSPENSION AVANT - VORDERTELESKOPGABEL
SUSPENSION DELANTERA

Note Notes Notes Marke Notas	Pos. No. N. Index Pos.	N. Cod. Code No. Nr. Code Code Nr N. Cod.	Q.tà Q.ty Q.te M.ge C.ad	DENOMINAZIONE	NAME	DESIGNATION	BESHREIBUNG	DENOMINACION
	35	60ND 02583	2	Vite TCEI M10X25	Screw TCEI M10X25	Vis TCEI M10X25	Schraube TCEI M10X25	Tornillo TCEI M10X25
	36	60ND 02557	4	Vite TORX M8x30	Screw TORX M8x30	Vis TORX M8x30	Schraube TORX M8x30	Tornillo TORX M8x30
	37	8000 A8423	6	Vite (M6x8mm)	Screw (M6x8mm)	Vis (M6x8mm)	Schraube (M6x8mm)	Tornillo (M6x8mm)
	38	8000 H4908	1	Protezione steli Dx. NERO	Guard R.H. BLACK	Protection G. NOIR	Schutz R. SCHWARZ	Protección der. NEGRO
	39	8000 H4909	1	Protezione steli Sx. NERO	Guard L.H. BLACK	Protection D. NOIR	Schutz L. SCHWARZ	Protección izq. NEGRO
	40	8000 61355	2	Dado	Nut	Ecrou	Mutter	Tuerca
	41	ZA00 67997	2	Vite	Screw	Vis	Schraube	Tornillo

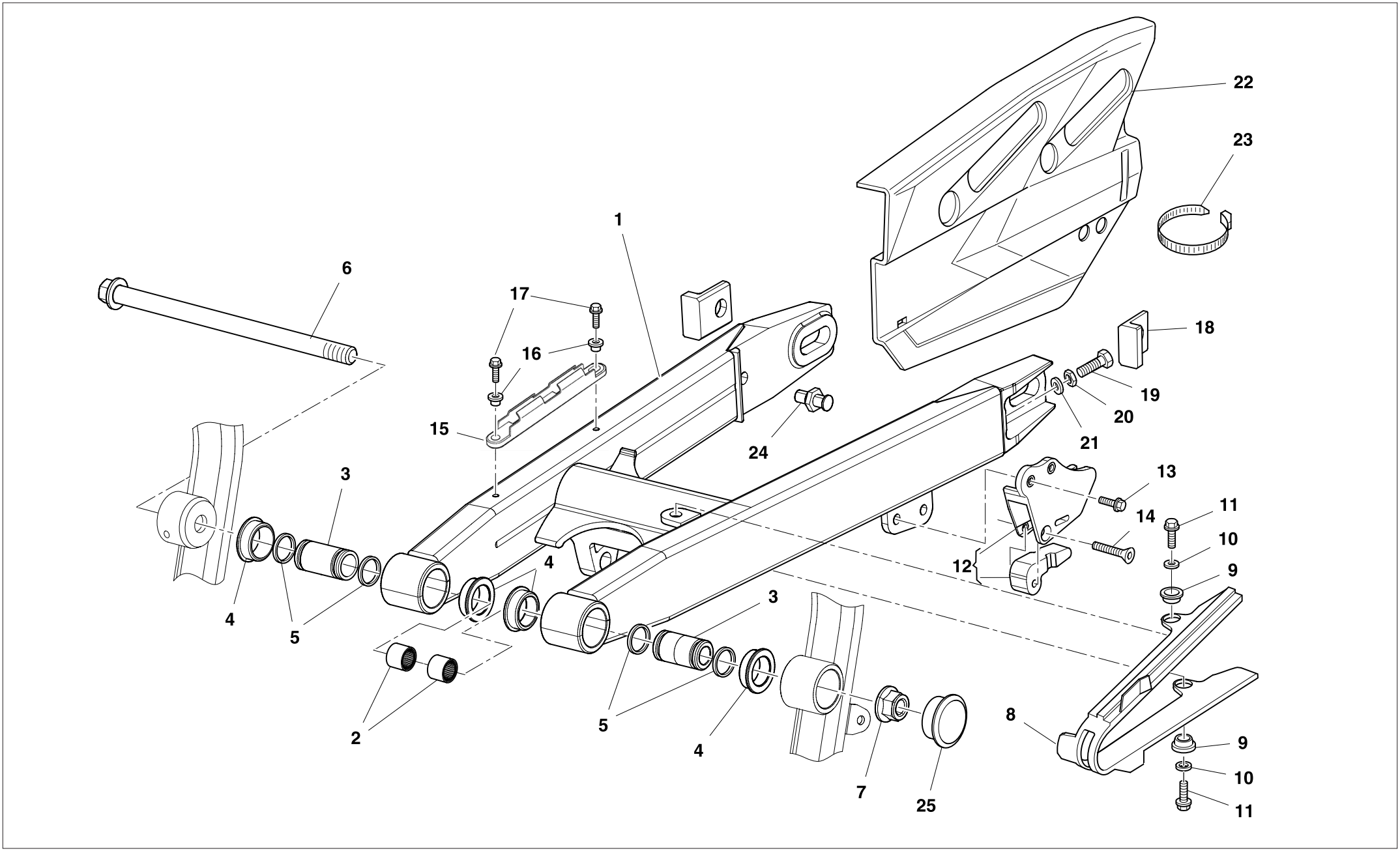
22
23
1
6
17
16
18
19
20
21
15
24
3
13
14
11
10
9
12
4
5
4
3
2
5
4
7
25
8
9
10
11

TAVOLA - DRAWING
TABLE - BILD - TABLA **15**

FORCELLONE - SWING ARM
FOURCHE - GABEL
HORQUILLA

Husqvarna

Note Notes Notes Marke Notas	Pos. No. N. Index Pos.	N. Cod. Code No. Nr. Code Code Nr N. Cod.	Q.tà Q.ty Q.te M.ge C.ad	DENOMINAZIONE	NAME	DESIGNATION	BESHREIBUNG	DENOMINACION
	1	8000 H4878	1	Forcellone completo	Compl. fork	Fourche complete	Gabel, Kpl.	Horquilla compl.
	2	8000 H4880	2	Gabbia a rullini HK2016	Needle cage HK2016	Cage à aiguilles HK2016	Nadelkaefig HK2016	Jaula de agujas del cojinete HK2016
	3	8000 H4879	2	Spinotto D20xD12x36.6	Gudgeon D20xD12x36.6	Axe D20xD12x36.6	Bolzen D20xD12x36.6	Perno D20xD12x36.6
	4	8000 H5900	4	Bussola 30xD26xD20x10	Bushing 30xD26xD20x10	Douille 30xD26xD20x10	Buchse 30xD26xD20x10	Manguito 30xD26xD20x10
	5	8000 H4881	4	Paraolio	Oil seal	Pare-huile	Dichtring	Sello de lub.
	6	8A00 H2753	1	Perno ruota anteriore	Front wheel spindle	Pivot roue AV.	Vorderradzapfen	Perno rueda delantera
	7	Z000 42023	1	Dado	Nut	Ecrou	Mutter	Tuerca
	8	8000 H6001	1	Pattino catena	Chain slider	Glissière de chaine	Gleitbahn	Platode cadena
	9	8000 H3034	2	Scodellino	Cup	Cuvette	Teller	Cubeta
	10	Z000 36137	2	Rosetta Ø 5,5	Washer Ø 5,5	Rondelle Ø 5,5	Scheibe Ø 5,5	Arandela Ø 5,5
	11	Z000 67997	2	Vite	Screw	Vis	Schraube	Tornillo
	12	8000 H4882	1	Guidacatena post.	Rear chain guide	Guide-chaine ar.	Hinter kettenführung	Guía-cadena tras.
	13	YA00 53876	1	Vite TSEI M6X30	Screw TSEI M6X30	Vis TSEI M6X30	Schraube TSEI M6X30	Tornillo TSEI M6X30
	14	Z000 62726	2	Vite TEF M6x14	Screw TEF M6x14	Vis TEF M6x14	Schraube TEF M6x14	Tornillo TEF M6x14
	15	8000 B1166	1	Guida tubo	Guide ring	Bague de guide	Rohrring	Guía-cable
	16	8000 69282	2	Bussola	Bushing	Douille	Buchse	Manguito
	17	Z000 20536	2	Vite	Screw	Vis	Schraube	Tornillo
	18	8000 H4885	2	Tendicatena	Chain adjuster	Tendeur de chaine	Kettenspanner	Tensor de cadena
	19	8000 H4147	2	Vite TE M6X50	Screw TE M6X50	Vis TE M6X50	Schraube TE M6X50	Tornillo TE M6X50
	20	61ND 15062	2	Dado	Nut	Ecrou	Mutter	Tuerca
	21	62ND 15504	2	Rosetta	Washer	Rondelle	Scheibe	Arandela
	22	8000 H4886	1	Copricatena	Chain guard	Carter de chaine	Kettenkasten	Cubre-cadena
	23	80A0 H7577	2	Fascetta a strappo	Self-locking clamp	Bride auto-bloquant	Selbstsichernde Schelle	Banda autobloqueante
	24	8000 H6064	1	Fermo supporto pinza	Caliper bracket retainer	Arrêt support pince	Buchse Bremszangehalterung	Sujetador soporte pinza
	25	8000 87027	1	Tappo	Cap	Bouchon	Stöpsel	Tapón

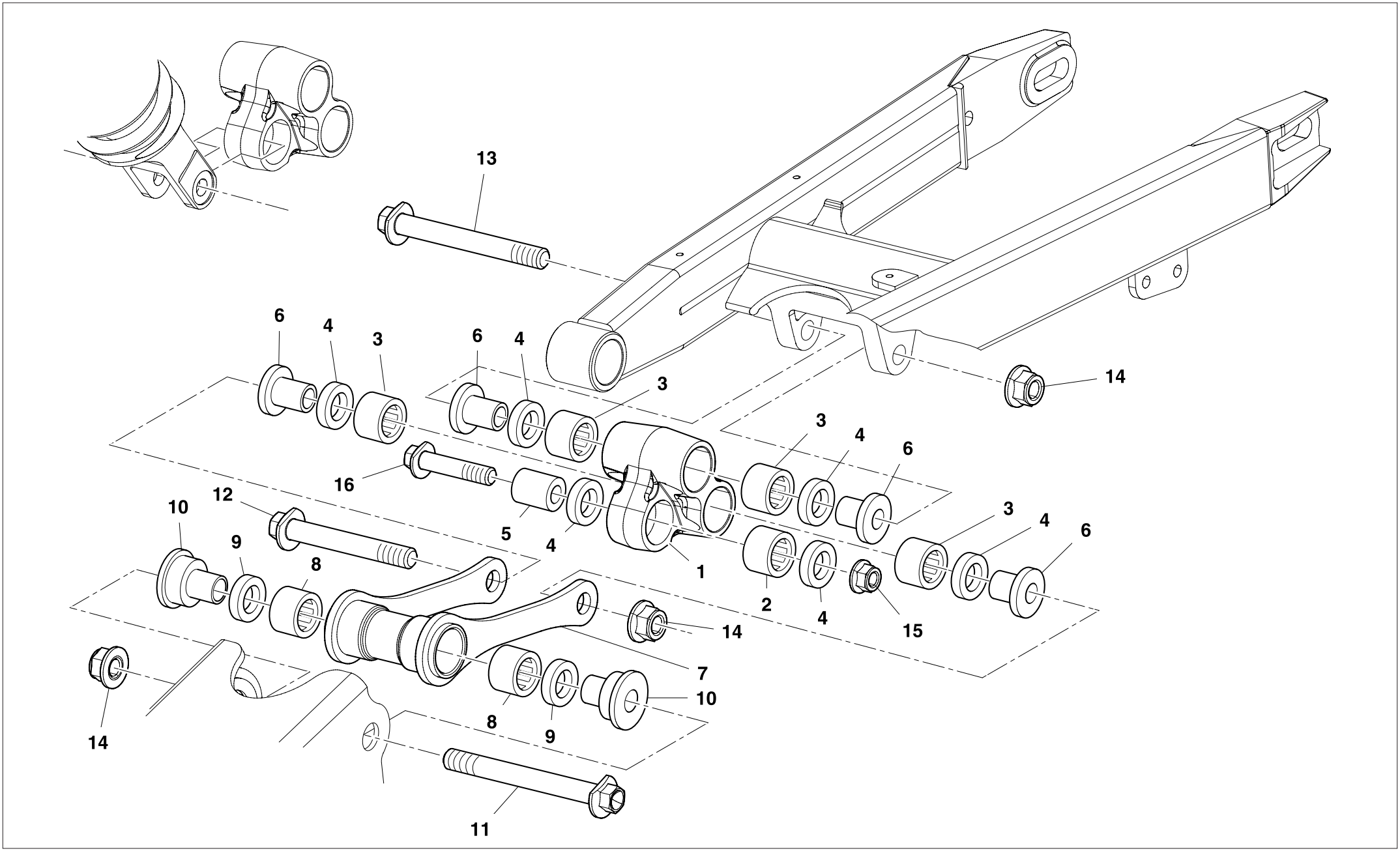
13
6
4
3
6
4
3
14
16
3
4
6
12
10
9
8
5
4
1
3
4
6
2
4
15
14
7
10
8
9
14
11

TAVOLA - DRAWING
TABLE - BILD - TABLA **16**

LEVERAGGI SOSPENSIONE POSTERIORE - REAR SUSPENSION LINKAGE
LEVIER SUSPENSION ARRIERE - HEBELWERK HINTERHAUFHANGUNG
PALANCA SUSPENSION TRASERA

Husqvarna

Note Notes Notes Marke Notas	Pos. No. N. Index Pos.	N. Cod. Code No. Nr. Code Code Nr N. Cod.	Q.tà Q.ty Q.te M.ge C.ad	DENOMINAZIONE	NAME	DESIGNATION	BESHREIBUNG	DENOMINACION
	1	8000 H4887	1	Bilanciere	Rocker arm	Culbuteur	Kipphebel	Balancín
	2	8000 32064	1	Cuscinetto (ø20xØ26x16 mm)	Bearing (ø20xØ26x16 mm)	Roulement (ø20xØ26x16 mm)	Kugellager (ø20xØ26x16 mm)	Cojinete (ø20xØ26x16 mm)
	3	8000 42781	4	Cuscinetto (ø20xØ26x20 mm)	Bearing (ø20xØ26x20 mm)	Roulement (ø20xØ26x20 mm)	Kugellager (ø20xØ26x20 mm)	Cojinete (ø20xØ26x20 mm)
	4	8000 32065	6	Anello di tenuta (ø26xØ20x4 mm)	Seal ring (ø26xØ20x4 mm)	Bague de retenue (ø26xØ20x4 mm)	Dichtring (ø26xØ20x4 mm)	Anillo de retención (ø26xØ20x4 mm)
	5	8000 A4431	1	Spinotto D20-d10-L25,2	Gudgeon D20-d10-L25,2	Axe D20-d10-L25,2	Bolzen D20-d10-L25,2	Perno D20-d10-L25,2
	6	8000 B0288	4	Spinotto	Gudgeon	Axe	Bolzen	Perno
	7	8000 H4888	1	Tirante	Tie rod	Tirant	Spannstange	Tirante
	8	8000 42781	2	Cuscinetto (ø20xØ26x20 mm)	Bearing (ø20xØ26x20 mm)	Roulement (ø20xØ26x20 mm)	Kugellager (ø20xØ26x20 mm)	Cojinete (ø20xØ26x20 mm)
	9	8000 32065	2	Anello di tenuta (ø26xØ20x4 mm)	Seal ring (ø26xØ20x4 mm)	Bague de retenue (ø26xØ20x4 mm)	Dichtring (ø26xØ20x4 mm)	Anillo de retención (ø26xØ20x4 mm)
	10	8000 H4889	2	Spinotto	Gudgeon	Axe	Bolzen	Perno
	11	YE00 B0240	1	Vite M12X110	Screw M12X110	Vis M12X110	Schraube M12X110	Tornillo M12X110
	12	YD00 B0240	1	Vite M12X86	Screw M12X86	Vis M12X86	Schraube M12X86	Tornillo M12X86
	13	YA00 B0240	1	Vite M12X103	Screw M12X103	Vis M12X103	Schraube M12X103	Tornillo M12X103
	14	Z000 42023	3	Dado	Nut	Ecrou	Mutter	Tuerca
	15	Z000 42022	1	Dado	Nut	Ecrou	Mutter	Tuerca
	16	ZD00 62797	1	Vite TE M10X47	Screw TE M10X47	Vis TE M10X47	Schraube TE M10X47	Tornillo TE M10X47

TAVOLA - DRAWING
TABLE - BILD - TABLA

16A

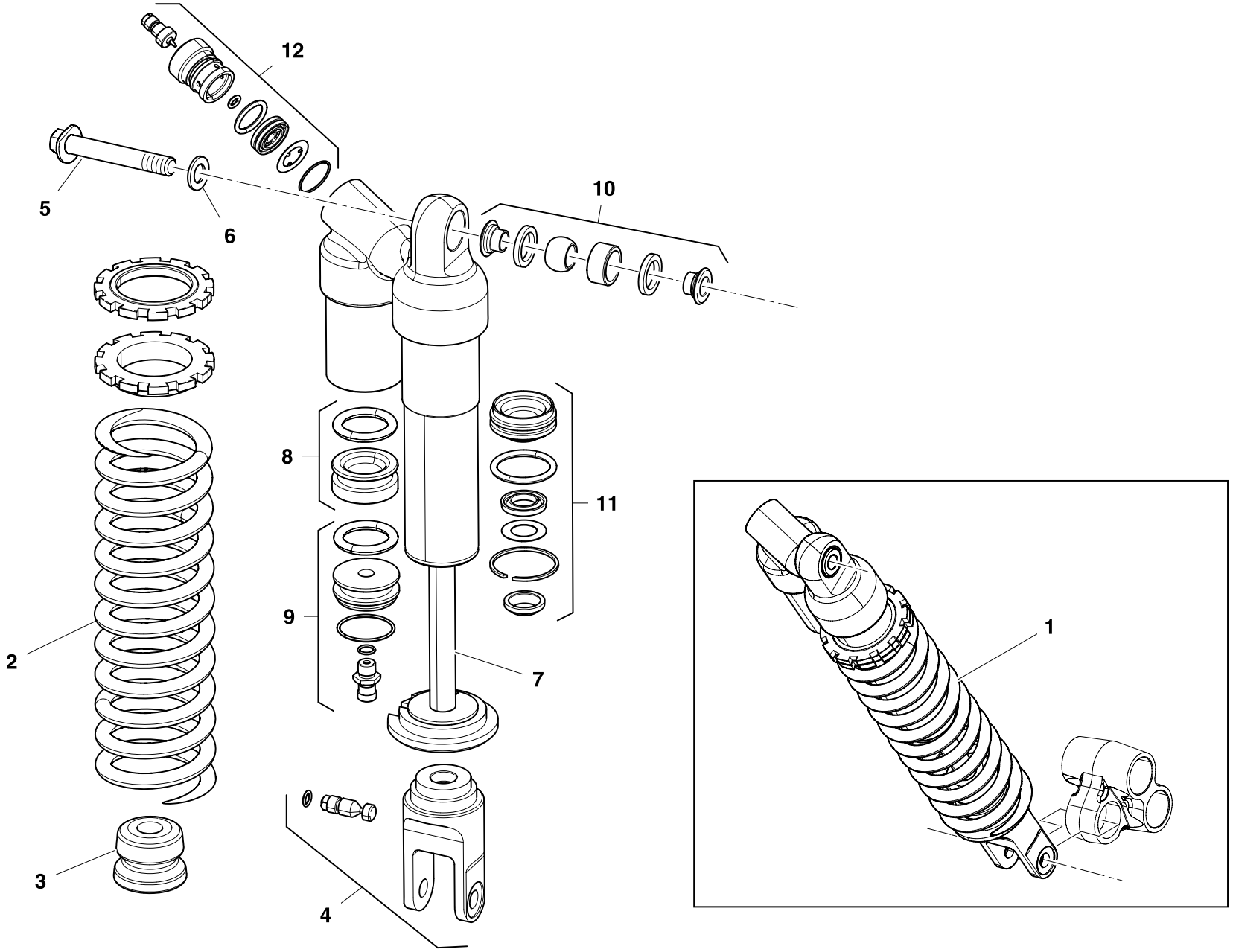

TAVOLA - DRAWING
TABLE - BILD - TABLA **16A**

AMMORTIZZATORE POSTERIORE - REAR SHOCK ABSORBER
AMMORTISSEUR ARRIERE - HINTERSTOSSDAMPFER
AMORTIGUADOR TRASERO

Husqvarna

Note Notes Notes Marke Notas	Pos. No. N. Index Pos.	N. Cod. Code No. Nr. Code Code Nr N. Cod.	Q.tà Q.ty Q.te M.ge C.ad	DENOMINAZIONE	NAME	DESIGNATION	BESHREIBUNG	DENOMINACION
	1	8000 H4892	1	Ammortizzatore completo	Shock-absorber	Ammortisseur	Stossdampfer	Amortigüador
	2	8000 H7468	1	Molla	Spring	Ressort	Feder	Resorte
	3	8000 H7469	1	Tampone	Pad	Tampon	Stopfen	Tampón
	4	8000 H7641	1	Gruppo forcella	Fork assy	Groupe fourche	Gabelgruppe, Kpl.	Grupo horquilla
	5	ZD00 62797	2	Vite TE M10X47	Screw TE M10X47	Vis TE M10X47	Schraube TE M10X47	Tornillo TE M10X47
	6	ZA00 01815	1	Rosetta	Washer	Rondelle	Scheibe	Arandela
	7	8000 H7462	1	Gruppo stelo	Rod assy	Groupe tige	Pumpenstückgruppe	Grupo espiga
	8	8000 H7463	1	Gruppo diaframma	Diaphragm assy	Groupe diaphragme	Biegeplattegruppe	Grupo diafragma
	9	8000 H7464	1	Gruppo tappo serbatoio	Plug assy	Groupe bouchon	Verschlussgruppe Kpl.	Grupo tapón
	10	8000 H7465	1	Gruppo snodo	Ball joint assy	Groupe joint à rotule	Kugelgelengruppe Kpl.	Grupo articulación esferica
	11	8000 H7466	1	Gruppo guidastelo	Guide rod assy	Groupe guide tige	Pumpenstückführunggruppe	Grupo guja espiga
	12	8000 H7467	1	Gruppo regolazione compress.	Compression adjuster assy	Groupe réglage compr.	Reglergruppe Kpl.	Grupo regulación compr.

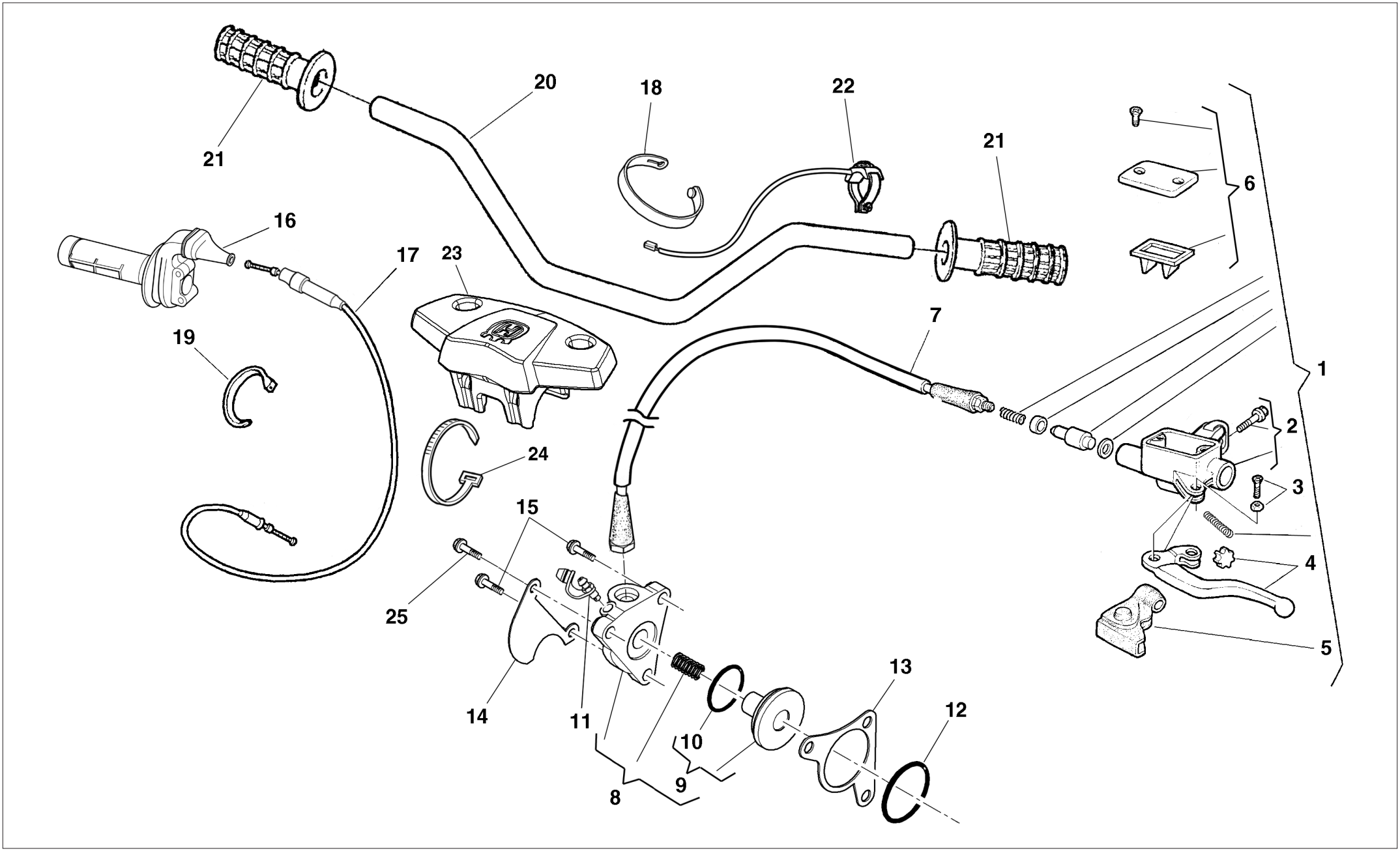
21
20
18
22
21
6
16
17
23
19
7
1
2
24
3
15
4
25
5
14
11
10
13
12
9
8

TAVOLA - DRAWING
TABLE - BILD - TABLA **17**

MANUBRIO E COMANDI - HANDLEBAR AND CONTROLS
GUIDON ET COMMANDES - LENKER UND STEUERORGANE
MANILLAR Y MANDOS

Husqvarna

Note Notes Notes Marke Notas	Pos. No. N. Index Pos.	N. Cod. Code No. Nr. Code Code Nr N. Cod.	Q.tà Q.ty Q.te M.ge C.ad	DENOMINAZIONE	NAME	DESIGNATION	BESHREIBUNG	DENOMINACION
	1	8000 H4869	1	Pompa frizione	Clutch slave cylinder	Pousseur d'embrayage	Kupplungsnehmerzylinder	Bomba del embrague
	2	8000 A0939	1	Cavallotto	U-bolt	Cavalier	Bügelbolzen	Caballete
	3	8000 A0877	1	Gruppo vite fiss. leva	Adjuster set	Groupe reglage	Kupplungsreglergruppe	Grupo regul.
	4	8000 H7229	1	Leva frizione	Clutch lever	Levier embrayage	Kupplungshebel	Palanca mando embrague
	5	8000 A0915	1	Protezione leva	Lever guard	Protection levier	Hebelschutz	Proteccion palanca
	6	8000 A0912	1	Kit coperchio pompa	Pump cover kit	Jeu couvercle pompe	Pumpendeckel kit	Kit tapa bomba
	7	8000 H4870	1	Trasmissione comando frizione	Clutch transm.	Transm. com. embrayage	Führungssteuerung der Kupplung	Transm. mando embrague compl.
	8	8000 H4871	1	Attuatore frizione	Clutch actuator	Actionneur d embrayage	Kupplungsgeberzylinder	Actuador embrague
	9	8000 H7175	1	Pistoncino con OR	Piston with OR	Piston avec OR	Kolben mit OR	Pistón con OR
	10	8000 H7176	1	Anello OR	O-Ring	Bague OR	O-Ring	Anillo OR
	11	8000 H7177	1	Spurgo aria	Air bleeding			
	12	8000 H7172	1	Anello OR	O-Ring	Bague OR	O-Ring	Anillo OR
	13	8000 H7173	1	Guarnizione frizione	Clutch lining	Garniture embrayage	Kupplungsbelag	Forro de embrague
	14	8000 H5898	1	Protezione	Guard	Protection	Schutz	Protección
	15	8000 H4635	2	Vite TTEI M6X16	Screw TTEI M6X116	Vis TTEI M6X16	Schraube TTEI M6X16	Tornillo TTEI M6X16
	16	8000 88865	1	Comando gas completo	Throttle control compl.	Commande gaz compl.	Gasgriff kpl.	Accionamiento acelerador compl.
	17	8000 H4873	1	Trasmissione gas	Throttle transmission	Transmission gaz	Gaszug	Transmisión gas
	18	8000 71578	2	Fascetta	Clamp	Collier	Schelle	Banda
	19	8000 56444	2	Fascetta (L=188mm)	Clamp (L=188mm)	Collier (L=188mm)	Schelle (L=188mm)	Banda (L=188mm)
	20	8000 H4866	1	Manubrio	Hanblebar	Guidon	Lenker	Manillar
	21	8000 H0995	1	Coppia manopole	Grip pair	Couple poignées	Griffpaar	Pareja manoplas
	22	8000 96828	1	Pulsante arresto motore	Engine stop button	Poussoir arret moteur	Knopf	Pùlsador parada motor
	23	8000 H4867	1	Paracolpi	Bumper	Butée	Schlagschutz	Paragolpes
	24	8000 56444	2	Fascetta	Clamp	Collier	Schelle	Banda
	25	8000 H4624	1	Vite TTEI M6X20	Screw TTEI M6X20	Vis TTEI M6X20	Schraube TTEI M6X20	Tornillo TTEI M6X20

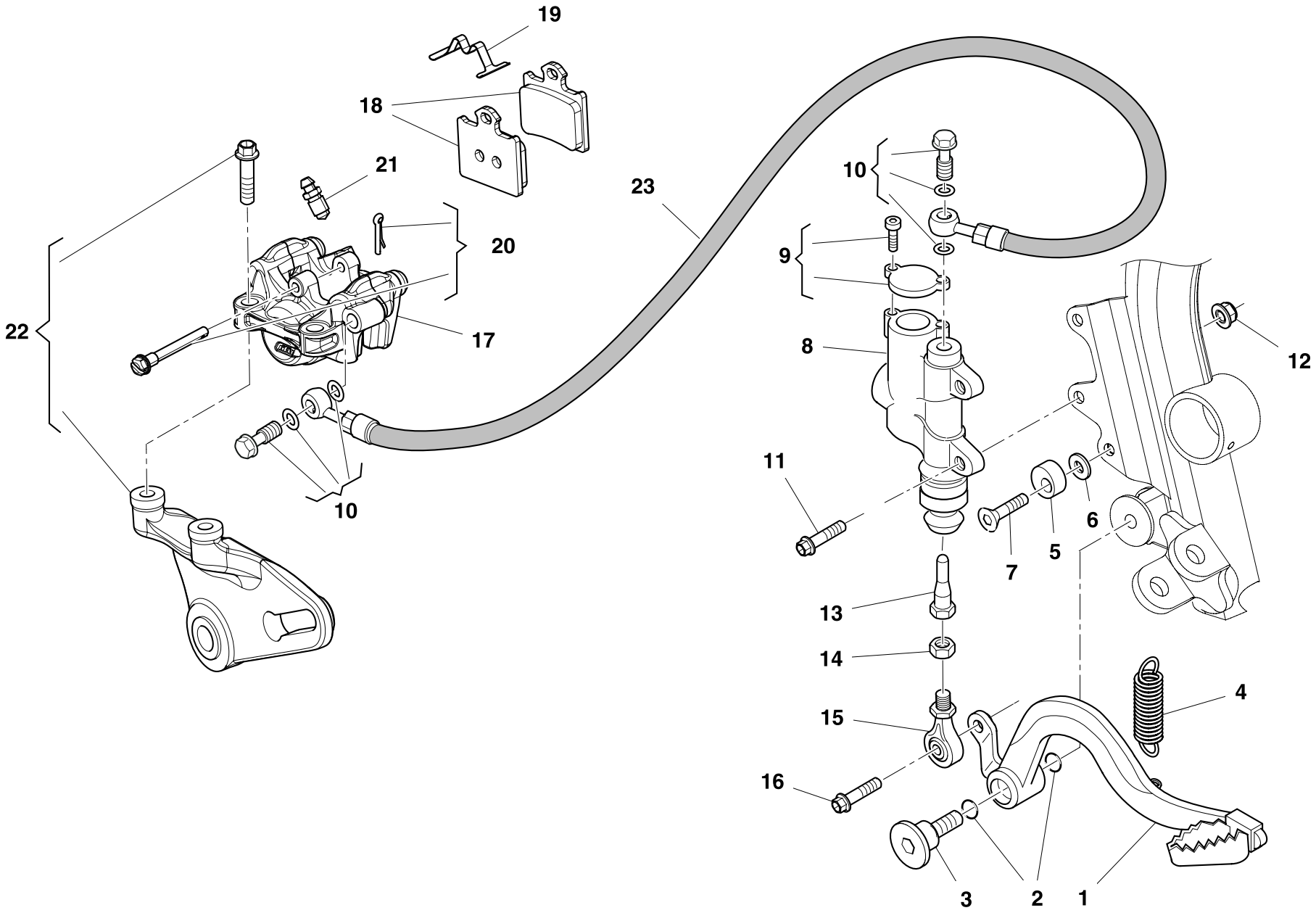
19
18
21
20
17
22
10
23
10
9
8
12
11
6
5
7
13
14
4
15
16
3
2
1

TAVOLA - DRAWING
TABLE - BILD - TABLA **18**

FRENO IDRAULICO POSTERIORE - REAR HYDRAULIC BRAKE
FREIN HYDRAULIQUE ARRIERE - HINTERBREMSE
FRENO HIDRAULICO TRASERO

Husqvarna

Note Notes Notes Marke Notas	Pos. No. N. Index Pos.	N. Cod. Code No. Nr. Code Code Nr N. Cod.	Q.tà Q.ty Q.te M.ge C.ad	DENOMINAZIONE	NAME	DESIGNATION	BESHREIBUNG	DENOMINACION
	1	8000 H6067	1	Pedale freno posteriore	Rear brake pedal	Pédale frein AR.	Hinterradbremsenpedal	Pedal freno tras.
	2	8000 22551	2	Anello OR	O-Ring	Bague OR	O-Ring	Anillo OR
	3	Y000 55902	1	Vite	Screw	Vis	Schraube	Tornillo
	4	8000 55903	1	Molla	Spring	Ressort	Feder	Resorte
	5	8A00 69125	1	Camma	Cam	Came	Nocken	Exéntrico
	6	62ND 15504	1	Rosetta	Washer	Rondelle	Scheibe	Arandela
	7	Y000 55241	1	Vite	Screw	Vis	Schraube	Tornillo
	8	8000 H4946	1	Pompa freno posteriore	Rear brake master cyl.	Pompe frein AR.	Pumpe für Hinterradbremse	Bomba freno trasero
	9	8000 H7136	1	Kit coperchio pompa	Pump cover kit	Jeu couvercle pompe	Pumpendeckel kit	Kit tapa bomba
	10	8000 H7137	2	Kit vite fiss. tubo	Tube clamping screw kit	Jeu vis fix. Tuyau	Schraubensatz Leitungen	Kit tornillos fijación tubo
	11	Z000 62728	2	Vite	Screw	Vis	Schraube	Tornillo
	12	Z000 44240	2	Dado	Nut	Ecrou	Mutter	Tuerca
	13	8000 H3920	1	Puntalino	Push rod	Embout	Stösselschaft	puntàl
	14	61N1 15062	1	Dado	Nut	Ecrou	Mutter	Tuerca
	15	8A00 76055	1	Snodo sferico	Ball joint	Joint a rotule	Kugelgelenk	Articulación esférica
	16	Z000 62728	1	Vite	Screw	Vis	Schraube	Tornillo
	17	8000 H4947	1	Pinza freno posteriore	Rear disk brake caliper	Etrier de frein AR.	Bremszange	Pinza del freno tras.
	18	8000 H7138	1	Kit pastiglie	Brake pads	Jeu past. fr.	Bremzange	Juego past. frenos
	19	8000 H7139	1	Molla Pastiglie	Pad Spring	Ressort De Plaquette	Belagfeder	Muelle Pastilla Freno
	20	8000 H7140	1	Kit perno pinza	Pin kit	Kit pivot	Bolzengruppe	Grupo perno
	21	8000 H7135	1	Gruppo revisione spurgo	Bleeding set	Kit de rev. curage	Reinigungsatz	Grupo revis. purga
	22	8000 H7141	1	Kit piastra portapinza	Caliper holder plate kit	Jeu plaque porte-pince	Bremszangenplatte	Kit lámina porta-pinza
	23	8000 H4948	1	Tubo Freno Posteriore	Rear brake tube	Tuyau du frein AR.	Hintere Bremsleitung	Tubo freno trasero

TAVOLA - DRAWING
TABLE - BILD - TABLA
19

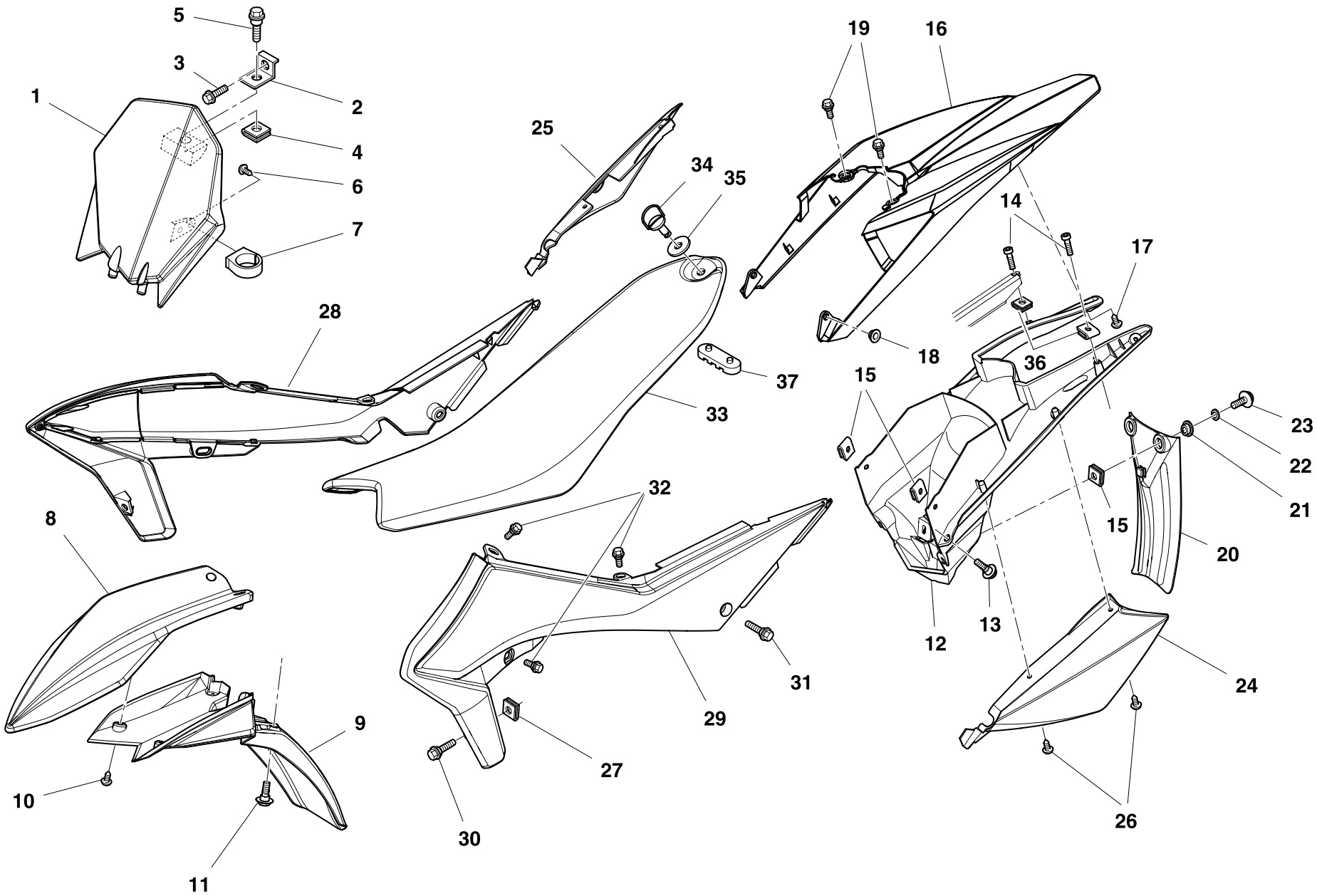

TAVOLA - DRAWING
TABLE - BILD - TABLA
19

PANNELLI, PARAFANGHI, SELLA - PANEL, FENDERS, SEAT
PANNEAU, GARDE-BOUES, SIEGE- STREIFEN, KOTFLUGEL, SATTEL
PANELO, GUARDABARROS, SILLIN

Husqvarna

Note Notes Notes Marke Notas	Pos. No. N. Index Pos.	N. Cod. Code No. Nr. Code Code Nr N. Cod.	Q.tà Q.ty Q.te M.ge C.ad	DENOMINAZIONE	NAME	DESIGNATION	BESHREIBUNG	DENOMINACION
	1	8000 H4893	1	Portanumero	Number holder	Porte nombre	Nummertrager	Porta numero
	2	8000 H5902	1	Staffa supporto portanumero	Number holder bracket	Bride support porte nombre	Nummertragerbefestigung	Brida soporte porta numero
	3	Z000 62725	1	Vite	Screw	Vis	Schraube	Tornillo
	4	U000 46893	1	Dado a graffetta	Nut	Ecrou	Mutter	Tuerca
	5	8A00 A8423	1	Vite (M6x12mm)	Screw (M6x12mm)	Vis (M6x12mm)	Schraube (M6x12mm)	Tornillo (M6x12mm)
	6	8000 A0864	1	Anello	Ring	Bague	Ring	Anillo
	7	ZA00 37283	2	Vite	Screw	Vis	Schraube	Tornillo
	8	8000 H4894	1	Parte anteriore del parafango	Mudguard fr. part	Partie AV. garde-boue	Vorderes Kotflügelteil	Parte del. guardabarros
	9	8000 H4895	1	Parte post. parafango ant.	Front mudguard rear part	Partie AR. garde boue AV.	Hinteres Vorderradkotflügel	Parte tras. guardabarros del.
	10	8A00 H0534	4	Vite M5X12	Screw M5X12	Vis M5X12	Schraube M5X12	Tornillo M5X12
	11	8000 A8423	4	Vite (M6x8mm)	Screw (M6x8mm)	Vis (M6x8mm)	Schraube (M6x8mm)	Tornillo (M6x8mm)
	12	8000 H4906	1	Passaruota posteriore	Rear wheelhouse	Passage roue AR.	Hinterradkasten	Pasa-rueda trasero
	13	8A00 A8423	4	Vite con colletto M6X16	Flanged Cap Screw M6X16	Vis épaulée M6X16	Stopp inbusschraube M6X16	Tornillo con cabeza M6X16
	14	60ND 02488	2	Vite TCEI M5X25	Screw TCEI M5X25	Vis TCEI M5X25	Schraube TCEI M5X25	Tornillo TCEI M5X25
	15	U000 55134	4	Dado a graffetta	Nut	Ecrou	Mutter	Tuerca
	16	8000 H4900	1	Parafango posteriore-sottosella	Rear mudguard-undersaddle	Gardeboue AR.- dessous de selle	Hinterer kotflügel-untersitz	Guardabarros trasero-parte debajo sillín
	17	8A00 H0534	2	Vite M5X12	Screw M5X12	Vis M5X12	Schraube M5X12	Tornillo M5X12
	18	8000 69429	2	Bussola	Bushing	Douille	Buchse	Manguito
	19	8000 A8421	2	Vite flangiata M5X8	Flange bolt M5X8	Boulon de bride M5X8	Flanschenschraube M5X8	Perno de reborde M5X8
	20	8000 H4907	1	Protezione ammortizzatore	Guard	Protection	Schutz	Protección
	21	8000 H3034	2	Scodellino	Cup	Cuvette	Teller	Cubeta
	22	Z000 36137	2	Rosetta Ø5,5	Washer Ø5,5	Rondelle Ø5,5	Scheibe Ø5,5	Arandela Ø5,5
	23	Z000 67997	2	Vite	Screw	Vis	Schraube	Tornillo
	24	8000 H4901	1	Portanumero laterale sx.	Left side number holder	Porte nombre latéral G.	Nummertrager seitlich, links	Porta numero lateral izq.
	25	8000 H4902	1	Portanumero laterale dx.	Right side number holder	Porte nombre latéral D.	Nummertrager seitlich, rechts	Porta numero lateral der.
	26	8A00 H0534	4	Vite M5X12	Screw M5X12	Vis M5X12	Schraube M5X12	Tornillo M5X12
	28	8000 H4899	1	Pannello Laterale Dx.	RH side panel	Panneau Lat. D.	Rechte seitliche Verkleidung	Panel lateral der.
	29	8000 H4898	1	Pannello Laterale Sx.	LH side panel	Panneau Lat. G.	Linke seitliche Verkleidung	Panel lateral izq.
	30	8B00 A8423	2	Vite flangiata M6X16	Flange bolt M6X16	Boulon de bride M6X16	Flanschenschraube M6X16	Perno de reborde M6X16
	31	8B00 A8421	2	Vite (M5x16mm)	Screw (M5x16mm)	Vis (M5x16mm)	Schraube (M5x16mm)	Tornillo (M5x16mm)
	32	8000 A8421	6	Vite flangiata M5X8	Flange bolt M5X8	Boulon de bride M5X8	Flanschenschraube M5X8	Perno de reborde M5X8
	33	8000 H4962	1	Sella	Saddle	Selle	Sitzbank	Sillín
	34	8000 H1917	1	Perno ancoraggio sella	Saddle pin	Pivot d'ancrage selle	Befestigungszapfen Sitzbank	Perno anclaje sillìn

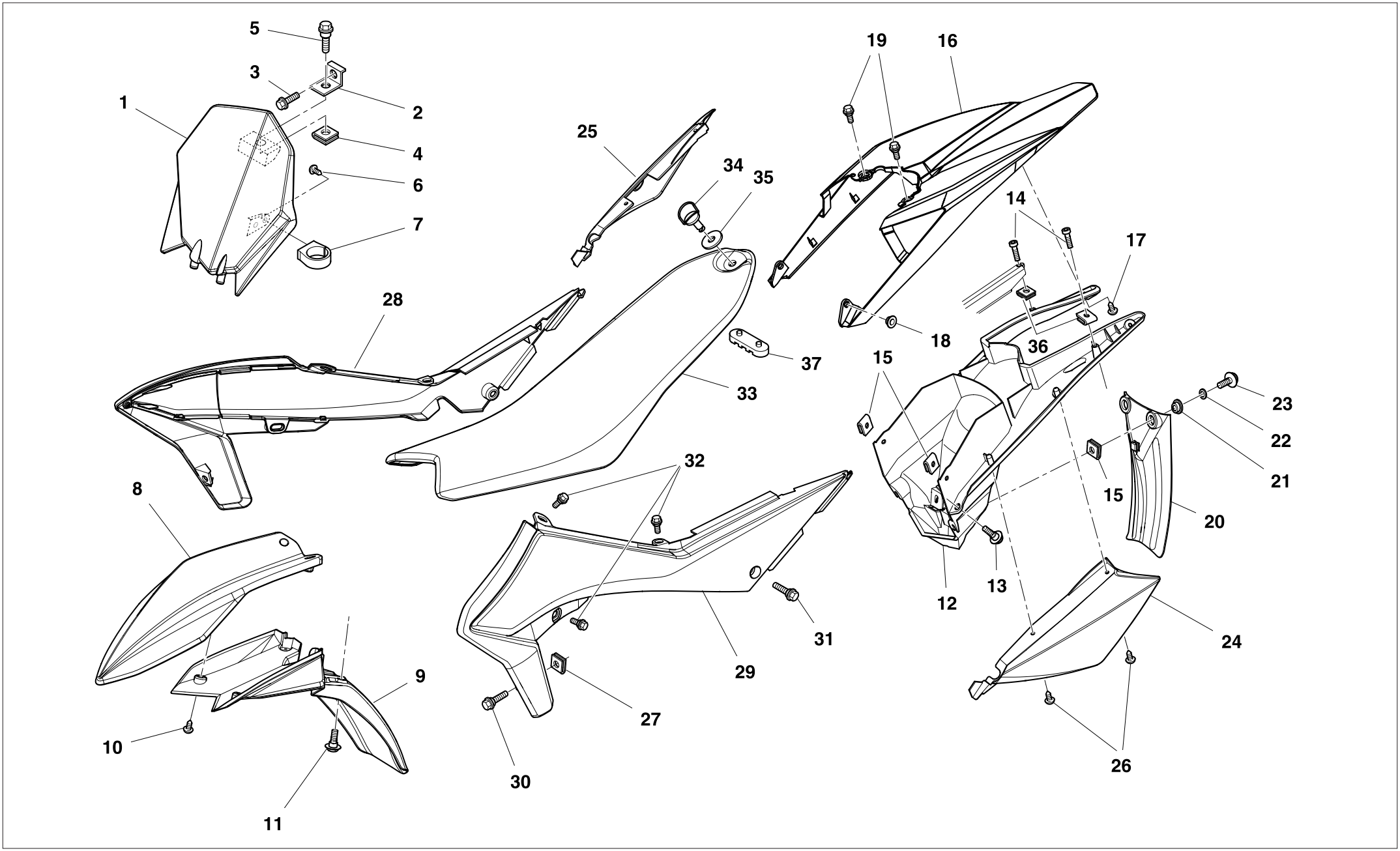
5
3
1
2
4
6
7
25
34
35
19
16
14
17
18
36
28
37
33
15
23
22
21
15
20
8
32
12
13
24
31
29
9
27
10
30
26
11

TAVOLA - DRAWING
TABLE - BILD - TABLA **19**

PANNELLI, PARAFANGHI, SELLA (€3) - PANEL, FENDERS, SEAT (€3)
PANNEAU, GARDE-BOUES, SIEGE (€3)- STREIFEN, KOTFLUGEL, SATTEL (€3)
PANELO, GUARDABARROS, SILLIN (€3)

Husqvarna

Note Notes Notes Marke Notas	Pos. No. N. Index Pos.	N. Cod. Code No. Nr. Code Code Nr N. Cod.	Q.tà Q.ty Q.te M.ge C.ad	DENOMINAZIONE	NAME	DESIGNATION	BESHREIBUNG	DENOMINACION
	35	8000 69149	1	Rosetta elastica	Washer	Rondelle	Scheibe	Arandela
	36	8000 H2168	2	Dado a graffetta	Nut	Ecrou	Mutter	Tuerca
	37	8661 0191A	1	Tampone appoggio sella	Pad	Tampon	Stopflen	Tampòn

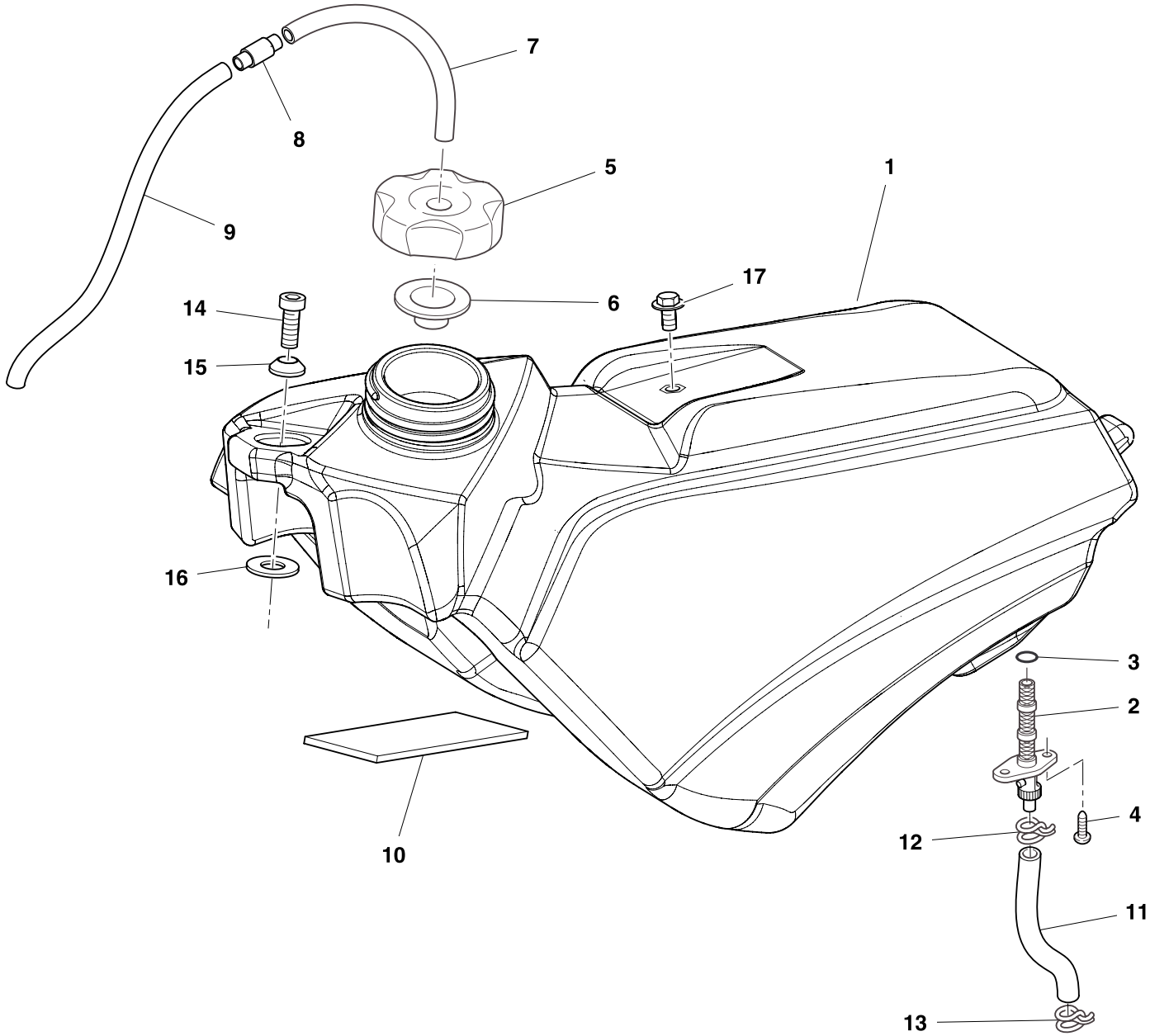
7
8
5
1
9
17
14
6
15
16
3
2
4
12
11
10
13

TAVOLA - DRAWING
TABLE - BILD - TABLA **20**

SERBATOIO CARBURANTE, CONVOGLIATORI - GAS TANK, PANEL - RESERVOIR CARBURANT, FLANC - KRAFTSTOFFBEHALTER, FLANKE - DEPOSITO GASOLINA, LATERAL

Note Notes Notes Marke Notas	Pos. No. N. Index Pos.	N. Cod. Code No. Nr. Code Code Nr N. Cod.	Q.tà Q.ty Q.te M.ge C.ad	DENOMINAZIONE	NAME	DESIGNATION	BESHREIBUNG	DENOMINACION
	1	8000 H4919	1	Serbatoio carburante	Fuel tank	Réservoir essence	Kraftstoffbehälter	Depósito
	2	8000 A8283	1	Rubinetto benzina	Fuel cock	Robinet de combustible	Kraftstoffhahn	Llave de paso gasolina
	3	8000 A8278	1	Anello OR	O-Ring	Bague OR	O-Ring	Anillo OR
	4	Z000 37745	2	Vite autofilettante	Screw	Vis	Schraube	Tornillo
	5	8000 H3537	1	Tappo serbatoio	Tank cap	Bouchon reservoir	Behälterstöpsel	Tapón depósito
	6	8000 56381	1	Guarnizione	Gasket	Garnitue	Dichtung	Junta
	7	9472 00035	1	Tubo in gomma 5X9 COPOLAN	Rubber hose 5X9 COPOLAN	Tuyau en caoutchouc 5X9 COPOLAN	Gummischlauch 5X9 COPOLAN	Tubo en goma 5X9 COPOLAN
	8	8000 99595	1	Valvola Non Ritorno	Non-Return Valve	Valve Anti-Retour	Rückschlagventil	Válvula Antirretorno
	9	9472 00035	1	Tubo in gomma 5X9 COPOLAN	Rubber hose 5X9 COPOLAN	Tuyau en caoutchouc 5X9 COPOLAN	Gummischlauch 5X9 COPOLAN	Tubo en goma 5X9 COPOLAN
	10	8000 37140	1	Spessore elastico	Spacer	Entretoise	Distanzstück	Espesor
	11	9472 00035	1	Tubo in gomma 5X9 COPOLAN	Rubber hose 5X9 COPOLAN	Tuyau en caoutchouc 5X9 COPOLAN	Gummischlauch 5X9 COPOLAN	Tubo en goma 5X9 COPOLAN
	12	8000 18922	1	Anello elastico	Split ring	Anneau ressort	Sprengring	Anillo elástico
	13	8A00 42349	1	Fascetta stringitubo Ø 7,9	Hose clamp Ø 7,9	Collier serre-tuyau Ø 7,9	Schlauchschelle Ø 7,9	Abrazadera sujeta tubo Ø 7,9
	14	60ND 07335	1	Vite TCEI M6X16	Screw TCEI M6X16	Vis TCEI M6X16	Schraube TCEI M6X16	Tornillo TCEI M6X16
	15	8000 A5678	1	Rosetta	Washer	Rondelle	Scheibe	Arandela
	16	8A00 61362	1	Rosetta	Washer	Rondelle	Scheibe	Arandela
	17	8A00 A8423	1	Vite (M6x12mm)	Screw (M6x12mm)	Vis (M6x12mm)	Schraube (M6x12mm)	Tornillo (M6x12mm)

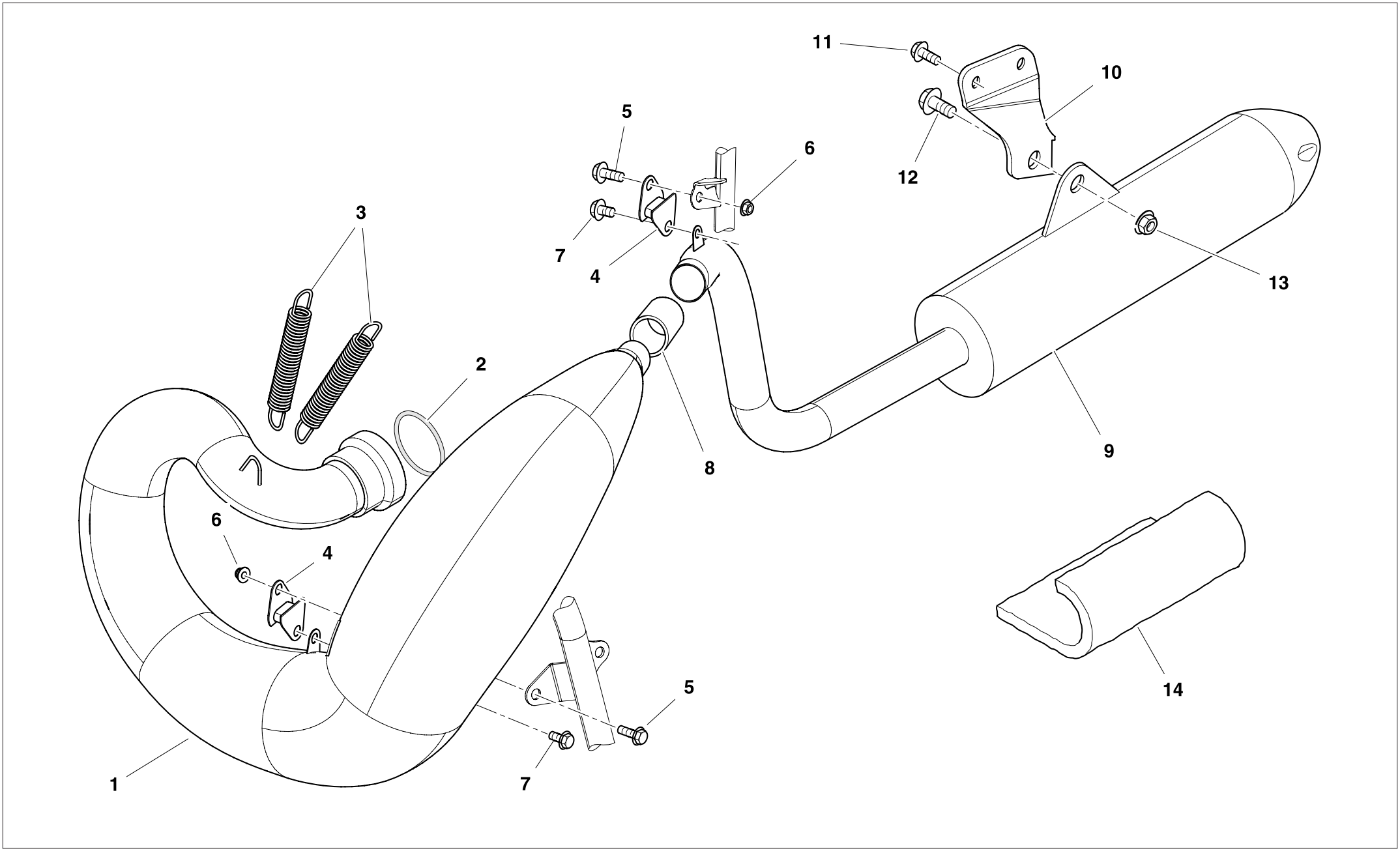
11
10
5
6
12
3
7
4
13
2
8
9
6
4
5
1
7
14

TAVOLA - DRAWING
TABLE - BILD - TABLA **21**

SCARICO - EXHAUST SYSTEM
TUYAU D'ECHAPPEMENT - AUSPUFFROHR
TUBO DE ESCAPE

Husqvarna

Note Notes Notes Marke Notas	Pos. No. N. Index Pos.	N. Cod. Code No. Nr. Code Code Nr N. Cod.	Q.tà Q.ty Q.te M.ge C.ad	DENOMINAZIONE	NAME	DESIGNATION	BESHREIBUNG	DENOMINACION
	1	8000 H4950	1	Tubo di scarico	Exhaust pipe	Tuyau d'échapp.	Auspuffrohr	Tubo de escape
	2	8000 H6070	1	Anello OR D35-41,D3	O-Ring D35-41,D3	Bague OR D35-41,D3	O-Ring D35-41,D3	Anillo OR D35-41,D3
	3	8000 H3011	2	Molla tubo di scarico	Exhaust pipe spring	Ressort tuyau echapp.	Krummerfeder	Muelle tubo de escape
	4	8000 69113	2	Antivibrante	Silent-block	Antivibration	Schwingungsdämpfer	Anti-vibrador
	5	Z000 62726	2	Vite TEF M6x14	Screw TEF M6x14	Vis TEF M6x14	Schraube TEF M6x14	Tornillo TEF M6x14
	6	8000 44240	4	Dado M6	Nut M6	Ecrou M6	Mutter M6	Tuerca M6
	7	Z000 62725	2	Vite	Screw	Vis	Schraube	Tornillo
	8	8000 H6072	1	Flangia marmitta	Silencer flange	Bride silencieux	Flansch Auspufftopf	Brida silenciador
	9	8000 H4951	1	Silenziatore	Silencer	Silencieux	Schalldämpfer	Silenciador
	10	8000 H6065	1	Staffa supporto marmitta	Silencer bracket	Support pot d'échappement	Befestigung Auspuff	Soporte silenciador
	11	ZA00 67997	2	Vite	Screw	Vis	Schraube	Tornillo
	12	Z000 62727	1	Vite	Screw	Vis	Schraube	Tornillo
	13	8000 44240	1	Dado M6	Nut M6	Ecrou M6	Mutter M6	Tuerca M6
	14	8000 H7639	1	Materiale fonoassorbente	Silencer packing	Matériel phono-absorbant	Schallschluckende Material	Material fonoabsorbente

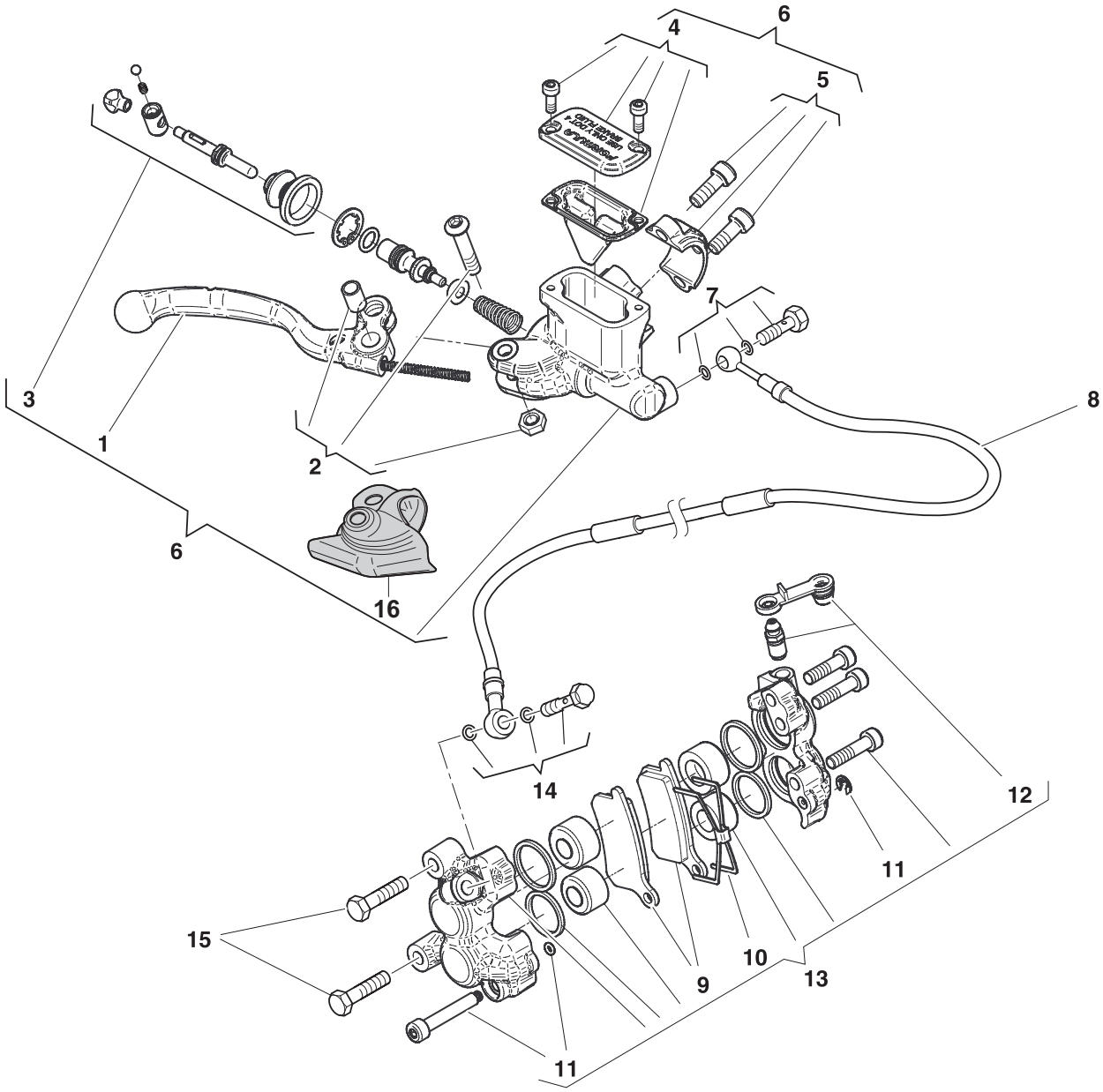
6
4
5
7
8
3
1
2
6
16
14
12
11
15
9
10
13
11

TAVOLA - DRAWING
TABLE - BILD - TABLA
22

FRENO IDRAULICO ANTERIORE - FRONT HYDRAULIC BRAKE
FREIN HYDRAULIQUE AVANT - VORDERBREMSE
FRENO HIDRAULICO DELANTERO

Husqvarna

Note Notes Notes Marke Notas	Pos. No. N. Index Pos.	N. Cod. Code No. Nr. Code Code Nr N. Cod.	Q.tà Q.ty Q.te M.ge C.ad	DENOMINAZIONE	NAME	DESIGNATION	BESHREIBUNG	DENOMINACION
	1	8000 H7127	1	Leva freno anteriore	Fr. br. lever	Lev. fr. AV.	Vorderradbremshebel	Pal. fr. del.
	2	8000 H7128	1	Kit vite dado	Screw, nut kit	Jeu vis-écrou	Schraube/Mutter	Kit tor.tuer.
	3	8000 H7129	1	Kit regolazione leva	Lever adjusting kit	Jeu de réglage levier	Einstellhebel kit	Kit regulación palanca
	4	8000 H7130	1	Kit coperchio pompa	Pump cover kit	Jeu couvercle pompe	Pumpendeckel kit	Kit tapa bomba
	5	8000 H7131	1	Kit collarino	Clamp kit	Jeu collier	Schelle kit	Kit collar
	6	8000 H4966	1	Pompa freno anteriore	Fr. brake master cylinder	Mâitre cylindre fr. AV.	Hauptbremszylinder Vorderradbremse	Bomba fr. del.
	7	8000 H7137	1	Kit vite fiss. tubo	Tube clamping screw kit	Jeu vis fix. Tuyau	Schraubensatz Leitungen	Kit tornillos fijación tubo
	8	8000 H4972	1	Tubo Freno Anteriore	Front brake tube	Tuyau du frein AV.	Vordere Bremsleitung	Tubo freno delantero
	9	8000 H7132	1	Kit pastiglie	Brake pads	Jeu past. fr.	Bremzange	Juego past. frenos
	10	8000 H7133	1	Molla Pastiglie	Pad Spring	Ressort De Plaquette	Belagfeder	Muelle Pastilla Freno
	11	8000 H7134	1	Kit perno pinza	Pin kit	Kit pivot	Bolzengruppe	Grupo perno
	12	8000 H7135	1	Gruppo revisione spurgo	Bleeding set	Kit de rev. curage	Reinigungsatz	Grupo revis. purga
	13	8000 H4926	1	Pinza freno ant.	Front disk brake caliper	Etrier de frein AV.	Bremszange-Scheibe	Pinza freno del.
	14	8000 H7137	1	Kit vite fiss. tubo	Tube clamping screw kit	Jeu vis fix. Tuyau	Schraubensatz Leitungen	Kit tornillos fijación tubo
	15	9906204	2	Vite M8x30	Screw M8x30	Vis M8x30	Schraube M8x30	Tornillo M8x30
	16	8539132	1	Parapolvere	Dust cover	Para-poudr	Schutzhaube	Para-polvo

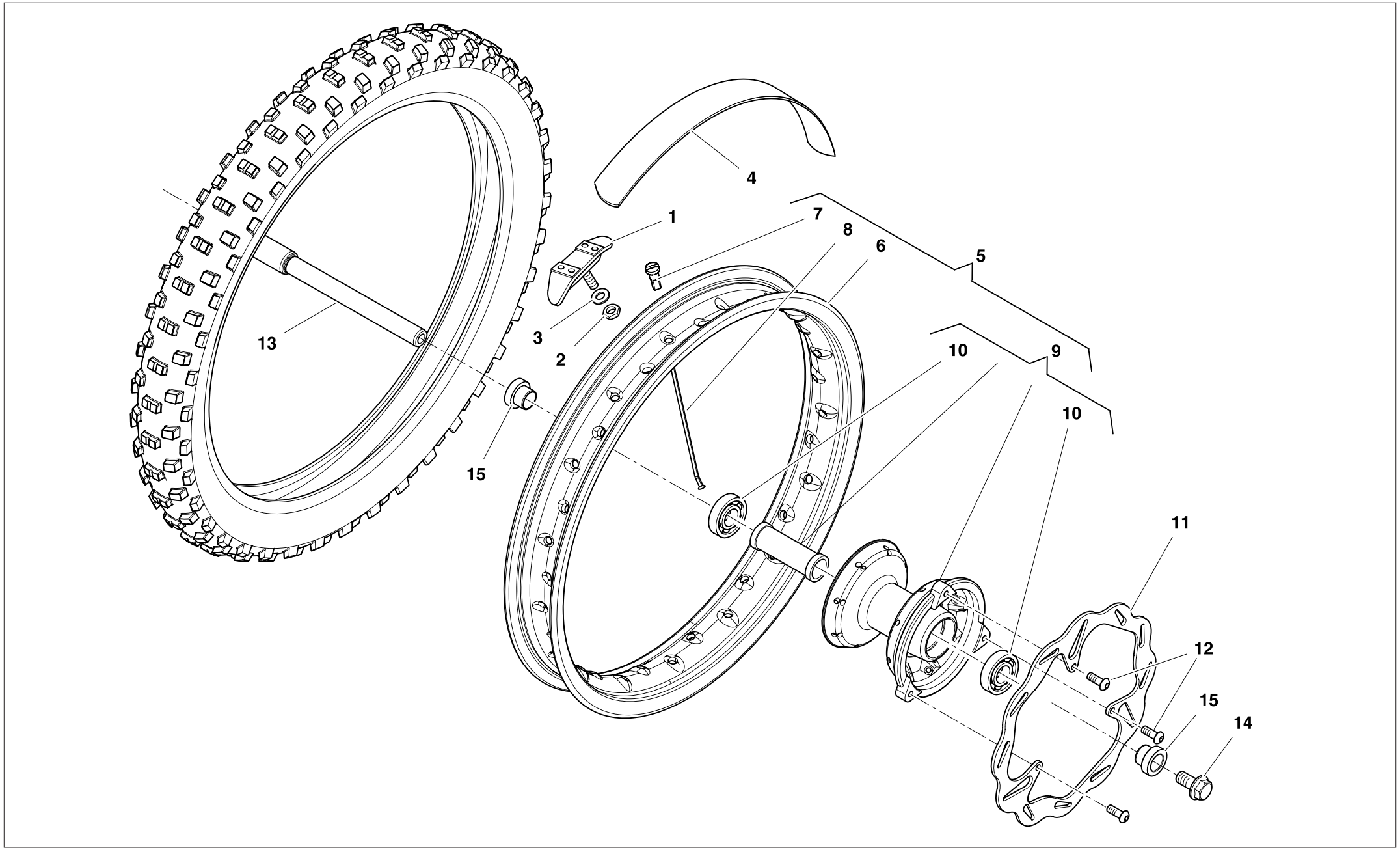
4
1
7
8
6
5
13
3
2
10
9
10
15
11
12
15
14

TAVOLA - DRAWING
TABLE - BILD - TABLA **23**

RUOTA ANTERIORE - FRONT WHEEL
ROUE AVANT - VORTERRAD
RUEDA DELANTERA

Note Notes Notes Marke Notas	Pos. No. N. Index Pos.	N. Cod. Code No. Nr. Code Code Nr N. Cod.	Q.tà Q.ty Q.te M.ge C.ad	DENOMINAZIONE	NAME	DESIGNATION	BESHREIBUNG	DENOMINACION
	1	8000 H4931	1	Staffa fermacopertone	Bracket	Etrier	Buegel	Brida
	2	61ND 15035	1	Dado M8	Nut M8	Ecrou M8	Mutter M8	Tuerca M8
	3	62ND 15538	1	Rondella elastica	Spring Washer	Rondelle élastique	Federring	Arandela elástica
	4	8000 H6451	1	Flap D14” L25	Rim strip D14” L25	Bande D14” L25	Band D14” L25	Banda D14” L25
	5	8000 H7287	1	Ruota anteriore nuda	Front wheel	Roue avant	Vorderrad	Rueda delant.
	6	8000 H4932	1	Cerchio anteriore (1,6X14”)	Front rim (1,6X14”)	Jante avant (1,6X14”)	Vorderfelge (1,6X14”)	Llanta delantera (1,6X14”)
	7	8000 H5034	32	Nipplo M3	Nipple M3	Nipple M3	Nippel M3	Nipple M3
	8	8000 H6329	32	Raggio ruota anteriore	Front wheel spoke	Bras roue avant	Speiche vorderrad	Radio rueda delantera
	9	8000 H4927	1	Mozzo completo	Hub assy	Moyeau compl.	Radnabe, Kpl.	Cubo compl.
	10	8000 H7289	2	Cuscinetto 17x35x10 2RS	Bearing 17x35x10 2RS	Roulement 17x35x10 2RS	Kugellager 17x35x10 2RS	Cojinete 17x35x10 2RS
	11	8000 H4930	1	Disco Freno Anteriore	Front brake disk	Disque Frein AV.	Vordere Bremsscheibe	Dsco freno del.
	12	ZB00 61070	3	Vite TTEI M6X16	Screw TTEI M6X16	Vis TTEI M6X16	Schraube TTEI M6X16	Tornillo TTEI M6X16
	13	8000 H4934	1	Perno ruota anteriore	Front wheel spindle	Pivot roue AV.	Vorderradzapfen	Perno rueda delantera
	14	Y000 48773	1	Vite	Screw	Vis	Schraube	Tornillo
	15	8000 H5906	2	Distanziale	Spacer	Entretoise	Distanzstück	Distanciador

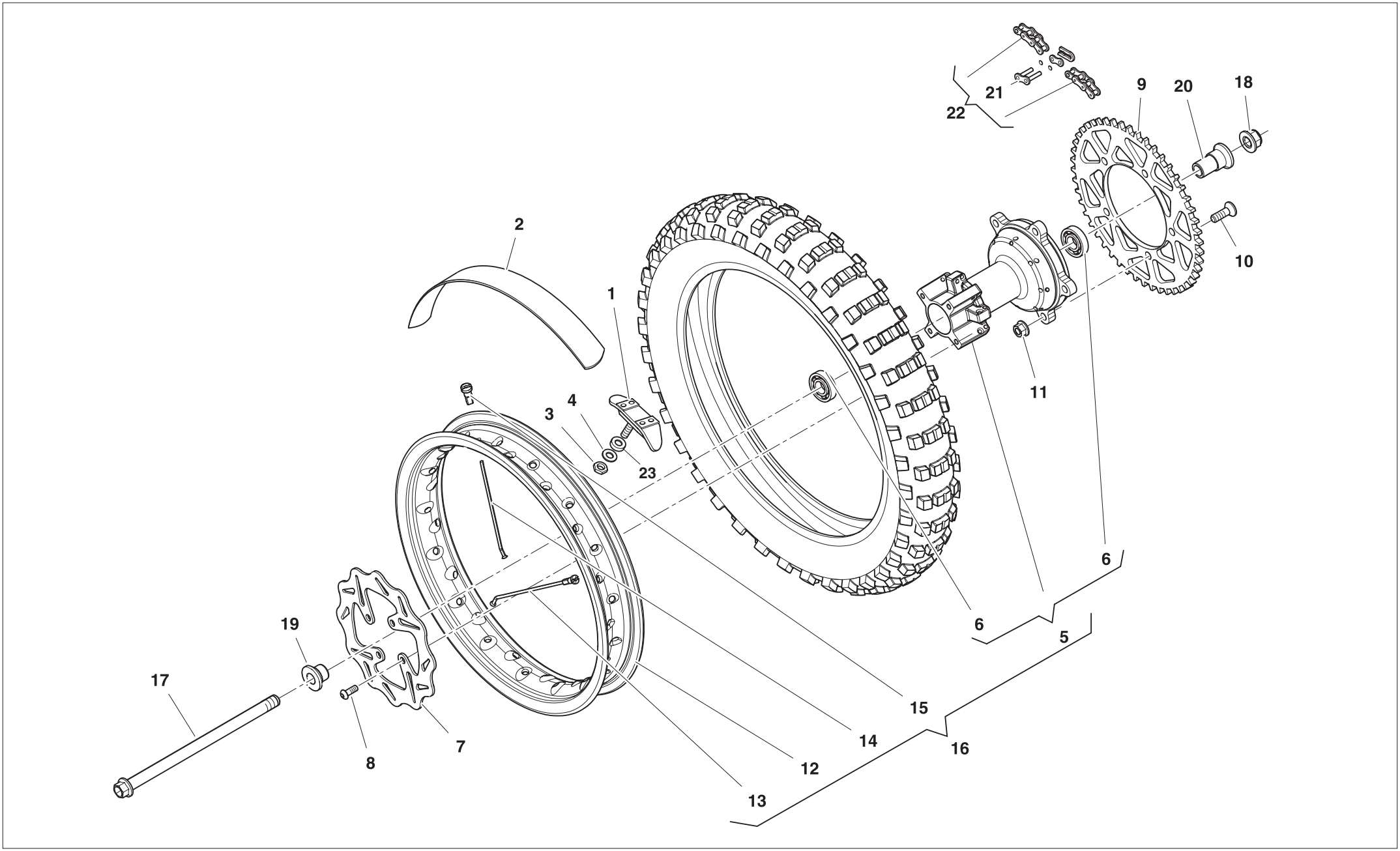
22
21
9
20
18
2
1
10
11
3
4
23
6
6
5
19
17
15
14
16
8
7
12
13

TAVOLA - DRAWING
TABLE - BILD - TABLA **24**

RUOTA POSTERIORE - REAR WHEEL
ROUE ARRIERE - HINTERRAD
RUEDA TRASERA

Note Notes Notes Marke Notas	Pos. No. N. Index Pos.	N. Cod. Code No. Nr. Code Code Nr N. Cod.	Q.tà Q.ty Q.te M.ge C.ad	DENOMINAZIONE	NAME	DESIGNATION	BESHREIBUNG	DENOMINACION
	1	8000 49036	1	Staffa fermacopertone	Bracket	Etrier	Buegel	Brida
	2	8000 H6537	1	Flap D12” L25	Rim strip D12” L25	Bande D12” L25	Band D12” L25	Banda D12” L25
	3	61ND 15035	1	Dado M8	Nut M8	Ecrou M8	Mutter M8	Tuerca M8
	4	62ND 15538	1	Rondella elastica	Spring Washer	Rondelle élastique	Federring	Arandela elástica
	5	8000 H4937	1	Mozzo completo	Hub assy	Moyeau compl.	Radnabe, Kpl.	Cubo compl.
	6	8000 H7289	3	Cuscinetto 17x35x10 2RS	Bearing 17x35x10 2RS	Roulement 17x35x10 2RS	Kugellager 17x35x10 2RS	Cojinete 17x35x10 2RS
	7	8000 H4938	1	Disco freno posteriore	Rear brake disc	Disque frein AR.	Hintere Bremsscheibe	Disco freno trasero
	8	ZB00 61070	4	Vite TTEI M6X16	Screw TTEI M6X16	Vis TTEI M6X16	Schraube TTEI M6X16	Tornillo TTEI M6X16
	9	8000 H6991	1	Corona (Z=48)	Ring gear (Z=48)	Couronne (Z=48)	Kranz (Z=48)	Corona (Z=48)
	9	8000 H4939	1	Corona (Z=50)	Ring gear (Z=50)	Couronne (Z=50)	Kranz (Z=50)	Corona (Z=50)
	9	8000 H6992	1	Corona (Z=52)	Ring gear (Z=52)	Couronne (Z=52)	Kranz (Z=52)	Corona (Z=52)
	10	YC00 40796	5	Vite	Screw	Vis	Schraube	Tornillo
	11	8000 43928	5	Dado	Nut	Ecrou	Mutter	Tuerca
	12	8000 H4941	1	Cerchio ruota post. (1,6X12”)	Rear wheel rim (1,6X12”)	Jante roue AR. (1,6X12”)	Hinterradfelge (1,6X12”)	Llanta rueda trasera (1,6X12”)
	13	8000 H6331	16	Raggio ruota post. lato disco	Rear wheel spoke brake side	Bras roue ar. côte frein	Speiche hinterrad bremsseite	Radio rueda tras. lado disco
	14	8000 H6330	16	Raggio ruota post. lato corona	Rear wheel spoke gear side	Bras roue ar. côte couronne	Speiche hinterrad kranzseite	Radio rueda tras. lado corona
	15	8000 H5034	32	Nipplo M3	Nipple M3	Nipple M3	Nippel M3	Nipple M3
	16	8000 H7288	1	Ruota post. nuda	Rear wheel assy	Roue arrière compl.	Hinterrad Kpl.	Rueda trasera completa
	17	8C00 H2753	1	Perno ruota	Pivot	Vis	Schraube	Tornillo
	18	Z000 42023	1	Dado	Nut	Ecrou	Mutter	Tuerca
	19	8000 H5908	1	Distanziale Dx.	R.H. spacer	Entretoise droite	Rechtes Distanzstück	Distanciador Der.
	20	8000 H5907	1	Distanziale Sx.	L.H. spacer	Entretoise gauche	Linkes Distanzstück	Distanciador Izq.
	21	8000 H7290	1	Giunto catena	Chain coupling	Jjoint pour chaîne	Kupplung fur Kette	Junta cadena
	22	8000 H4944	1	Catena con giunto	Chain with Joint	Chaîne avec joint	Kette mit Verbindung	Cadena con junta
	23	8000 H5908	1	Distanziale	Spacer	Entretoise	Distanzstück	Distanciador

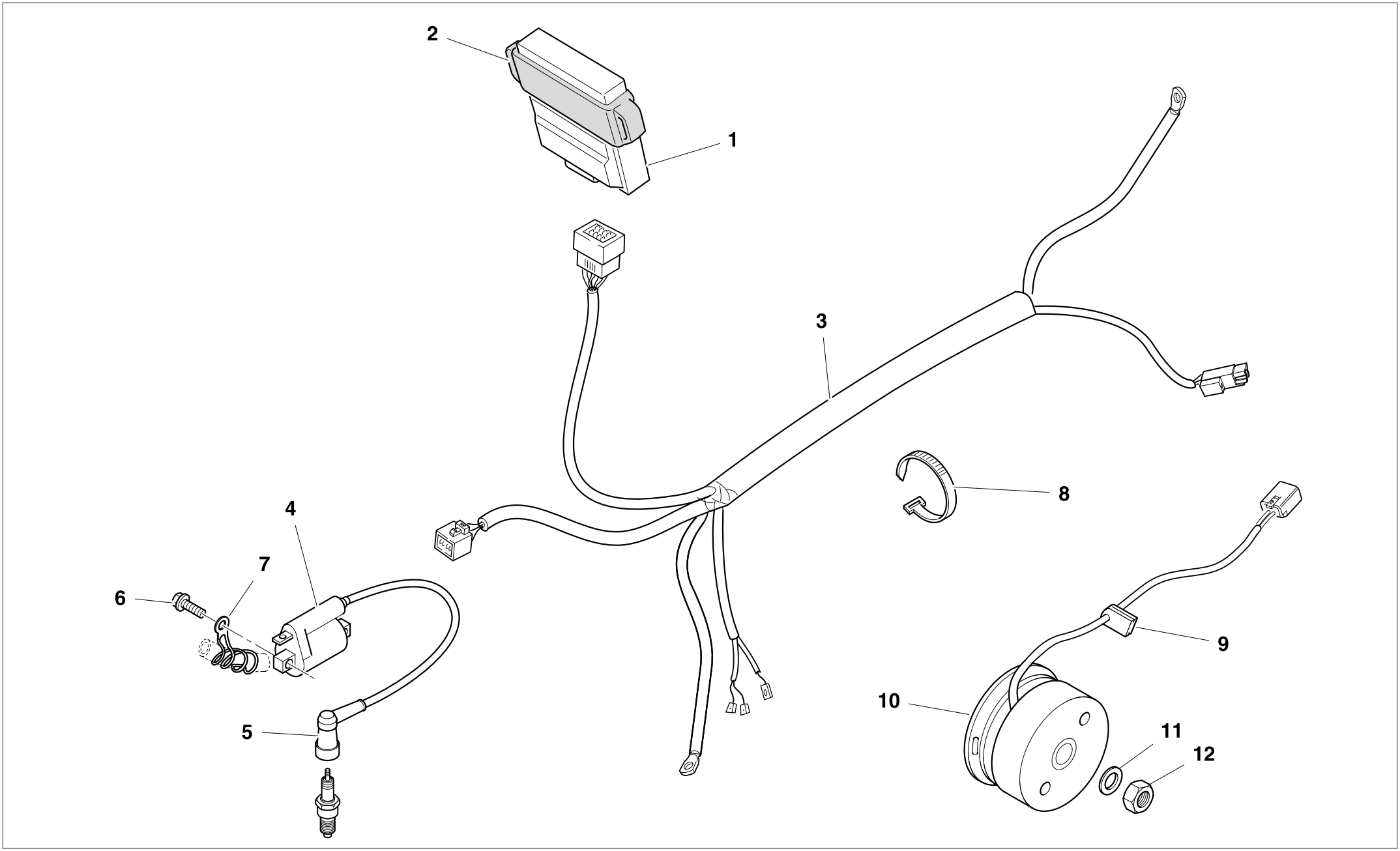
2
1
3
4
7
6
5
8
9
10
11
12

TAVOLA - DRAWING
TABLE - BILD - TABLA
25

GRUPPO CAVI, PARTI ELETTRICHE - MAIN WIRING HARNESS, ELECTRICAL PARTS - CABLES PRINCIPAL, PARTIES ELECTRIQUES - KABEL, ELEKTRISCHE KOMPONENTE - GRUPO PRINCIPAL CABLES, PARTES ELECTRICAS

Husqvarna

Note Notes Notes Marke Notas	Pos. No. N. Index Pos.	N. Cod. Code No. Nr. Code Code Nr N. Cod.	Q.tà Q.ty Q.te M.ge C.ad	DENOMINAZIONE	NAME	DESIGNATION	BESHREIBUNG	DENOMINACION
	1	8000 H4978	1	Centralina accensione	Electronic control unit	Boîtier d'allumage	Zündbox	Centralita de arranque
	2	8000 H4979	1	Supporto elastico centralina	Rubber cushion E.C.U.	Support élast. centrale	Elastischer Halter Elektronisches Steuergerät	Soporte elástico centralita
	3	8000 H4980	1	Cablaggio principale	Système câblage principal	Main wiring harness	Kabelstrang	Sistema de cable principal
	4	8000 H4981	1	Bobina	Coil	Bobine	Zündspule	Bobina
	5	8000 97295	1	Pipetta candela	Spark plug cap	Capuchon bougie	Zündkerzenkappe	Pipeta de la bujía
	6	Z000 62726	2	Vite TEF M6x14	Screw TEF M6x14	Vis TEF M6x14	Schraube TEF M6x14	Tornillo TEF M6x14
	7	8000 A1791	1	Fascetta passatubo	Grommet	Passe-tube	Rohrdurchgang	Pasa-tubo
	8	8000 56444	4	Fascetta (L=188mm)	Clamp (L=188mm)	Collier (L=188mm)	Schelle (L=188mm)	Banda (L=188mm)
	9	8000 H7169	1	Gommino passacavo	Rubber pad	Pièce caoutchouc	Gummistück	Junta de goma
	10	8000 H7171	1	Volano magnete	Flywh.magn.	Volant magnetique	Lichtmaschine, kpl.	Volante magn.
	11	8000 H7236	1	Rondella	Washer	Rondelle	Scheibe	Arandela
	12	8000 H7180	1	Dado speciale	Nut	Ecrou	Mutter	Tuerca

2
1
3

TAVOLA - DRAWING
TABLE - BILD - TABLA **26**

DECALCOMANIE - TRANFERS
DECALCOMANIES - VERKEIDUNG
CALCOMANIAS

Note Notes Notes Marke Notas	Pos. No. N. Index Pos.	N. Cod. Code No. Nr. Code Code Nr N. Cod.	Q.tà Q.ty Q.te M.ge C.ad	DENOMINAZIONE	NAME	DESIGNATION	BESHREIBUNG	DENOMINACION
	1	8000 H6885	1	Adesivo cilindrata Sx	Adhesive L.H.	Adhésif G.	Klebe L.	Pegatina Izq.
	2	8000 H6886	1	Adesivo cilindrata Dx	Adhesive R.H.	Adhésif D.	Klebe R.	Pegatina Der.
	3	8000 H4904	1	Kit protezione telaio	Frame guard kit	Jeu protection chassis	Rahmenschutz	Kit protecciòn bastidor